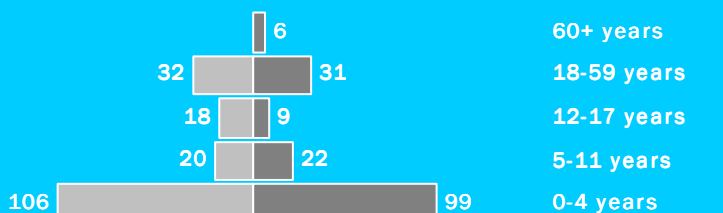


## POPULATION STATISTICS AS OF 07-Mar-15 Yida

### WEEKLY NEW REGISTRATION Week 10 (01-Mar-15 to 07-Mar-15)

#### Gender & age breakdown

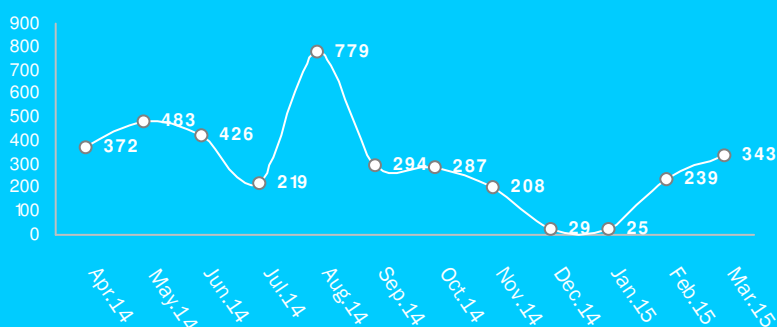


New Registrations include New Arrivals and New Births

Male Female

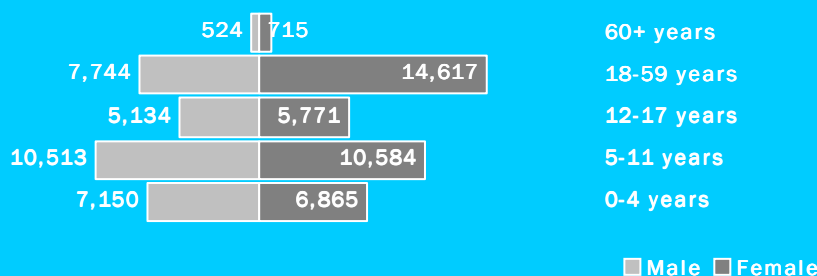
### CUMULATIVE STATISTICS

#### Monthly New Registration Trends



New Registrations include New Arrivals and New Births

#### Cumulative Gender & age breakdown

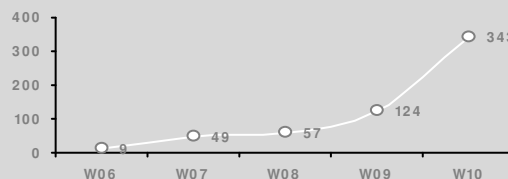


Male Female

#### Gender & age breakdown by standard sectoral categories

| Education   |        |        |        | Health       |        |        |        |
|-------------|--------|--------|--------|--------------|--------|--------|--------|
| Age Group   | M      | F      | Total  | Age Group    | M      | F      | Total  |
| 3-5 years   | 5,166  | 4,931  | 10,097 | 0-5 months   | 282    | 261    | 543    |
| 6-13 years  | 10,635 | 11,054 | 21,689 | 6-23 months  | 2,345  | 2,345  | 4,690  |
| 14-17 years | 3,253  | 3,616  | 6,869  | 24-35 months | 1,101  | 1,005  | 2,106  |
|             |        |        |        | 36-59 months | 3,422  | 3,254  | 6,676  |
|             |        |        |        | <1 years     | 1,207  | 1,197  | 2,404  |
|             |        |        |        | 1-4 years    | 5,943  | 5,668  | 11,611 |
|             |        |        |        | 5-14 years   | 13,069 | 13,470 | 26,539 |
|             |        |        |        | 15-49 years  | 9,731  | 16,769 | 26,500 |
|             |        |        |        | 50+ years    | 1,115  | 1,448  | 2,563  |

### Weekly New Registration Trends



New Registrations include New Arrivals and New Births

### Weekly registration (01-Mar-15 to 07-Mar-15)

TOTAL NEW REGISTRATION: 343

Newly registered HH: 63

Including

- New birth: 171 (50%)
- Minor: 274 (80%)
- Female: 167 (49%)
- Unaccompanied and separated children: 22
- Women at risk: 6

\* All individuals with specific needs have been referred to concerned partners

\* An individual may have more than one specific needs

INACTIVE/CLOSURE AND REACTIVATION:

- Died: 0
- Inactivation: 3
- Reactivation: 25
- Rejection: 0

Transfer IN:

Transfer OUT:

Ajuong Thok - 428

### Cumulative statistics and trends

TOTAL POPULATION REGISTERED TO DATE:

- 69,617 individuals

- 15,729 households

-Female headed households: 9,837(63%)

Cumulative statistics

From 01-Jan-15 To 07-Mar-15

New Registered Refugees: 273

New Births: 334

Transfer IN:  
Ajuong Thok - 3  
Juba - 9  
Nyeel - 0

Transfer OUT:  
Nyeel - 236  
Ajuong Thok - 13064  
Juba - 12

### CONTACT DETAILS

For specific data request, kindly contact

Juba Associate Registration/Data Management Officer  
Rannie Mitchmael Cole - [coler@unhcr.org](mailto:coler@unhcr.org)

Unity Database Administrator  
Tawanda Musina - [tawanda@unhcr.org](mailto:tawanda@unhcr.org)