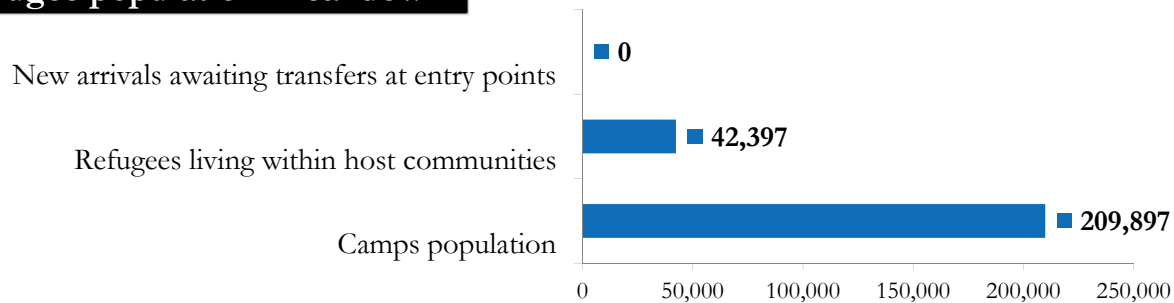


Refugee population Breakdown



252,294 *

TOTAL GAMBELLA POPULATION

194,556

refugees arrived
post 15-Dec-2013

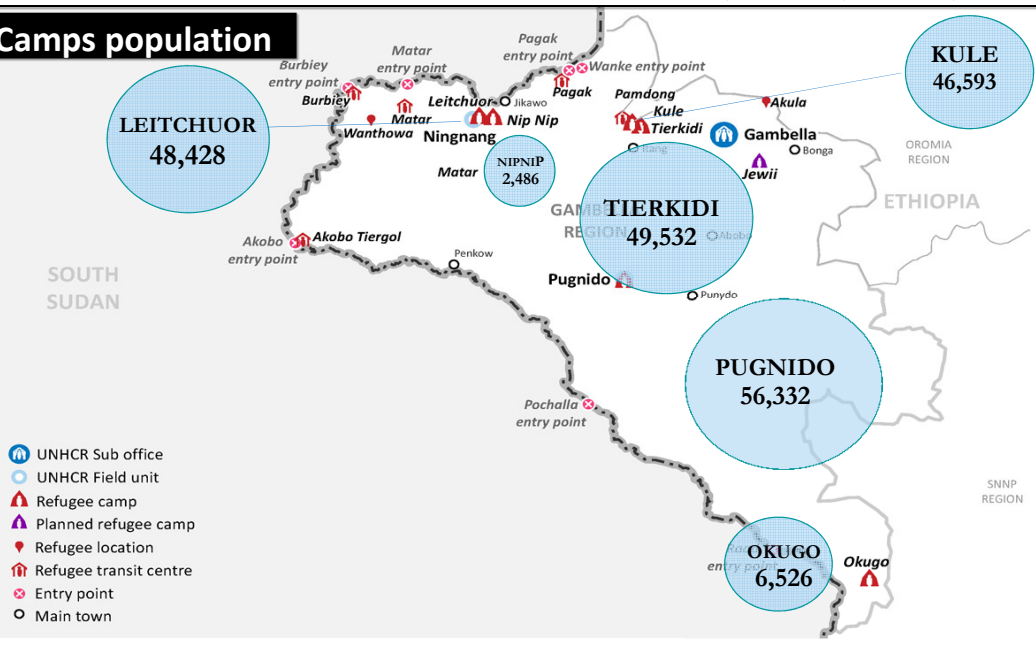
77%

57,738

refugees arrived
pre 15-Dec-2013

23%

Camps population



Camp Names	Children (age < 18 yrs)		Adults (age >= 18 yrs)		Total	%
	Males	Females	Males	Females		
Pugnido	18,596	17,758	6,530	13,448	56,332	27%
Tierkidi	17,340	16,808	3,732	11,652	49,532	24%
Leitchuor	17,471	16,962	2,913	11,082	48,428	23%
Kule	14,995	14,308	6,008	11,282	46,593	22%
Okugo	1,986	1,849	853	1,838	6,526	3%
NipNip	1,000	667	229	590	2,486	1%
TOTAL	71,388	68,352	20,265	49,892	209,897	100%
Grand Total	139,740		70,157			
%	67%		33%			

TOTAL CAMPS
POPULATION

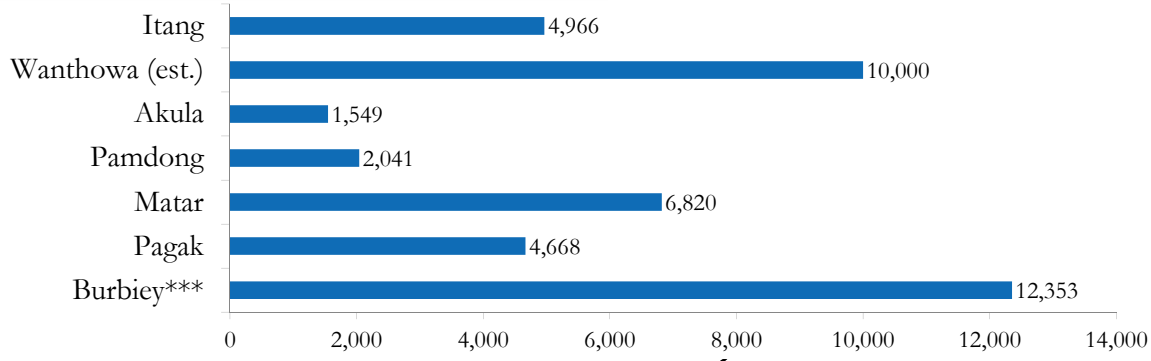
209,897**

persons

AVERAGE
FAMILY SIZE

3.9

Refugees living within host communities



New arrivals awaiting transfers

Refugees living
within host
communities

42,397

persons

New arrivals
awaiting transfers
to camps

0

persons

* - In addition to 252294 South Sudanese refugees in Gambella region, there are 8,978 refugees at the camps in Assosa [Breakdown: Pre 15th Dec 2013 = 6,161; Post 15th Dec 2013 = 2,817]

** - The figure includes 50914 refugees in Leitchour and Nip Nip refugee camps who will be relocated to new locations due to flooding concerns.

*** - Interviews with some refugees indicate that those with large livestock herds as well as traders and other categories were unwilling to move from border entry locations.