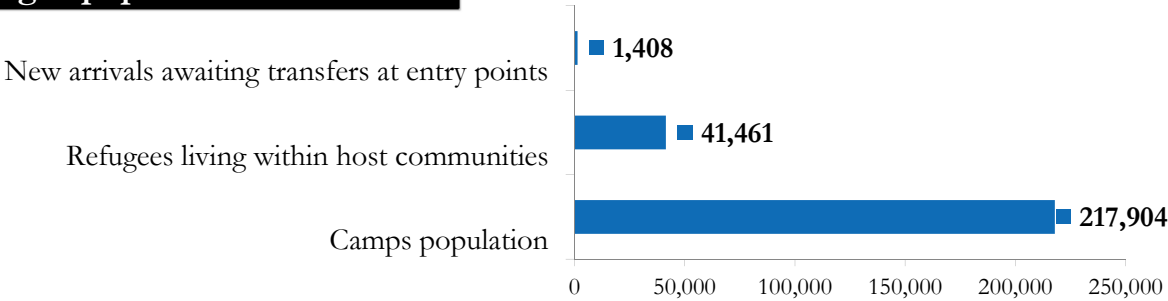


South Sudanese refugee population in Gambella (as of 08-May-2015)

Refugee population Breakdown

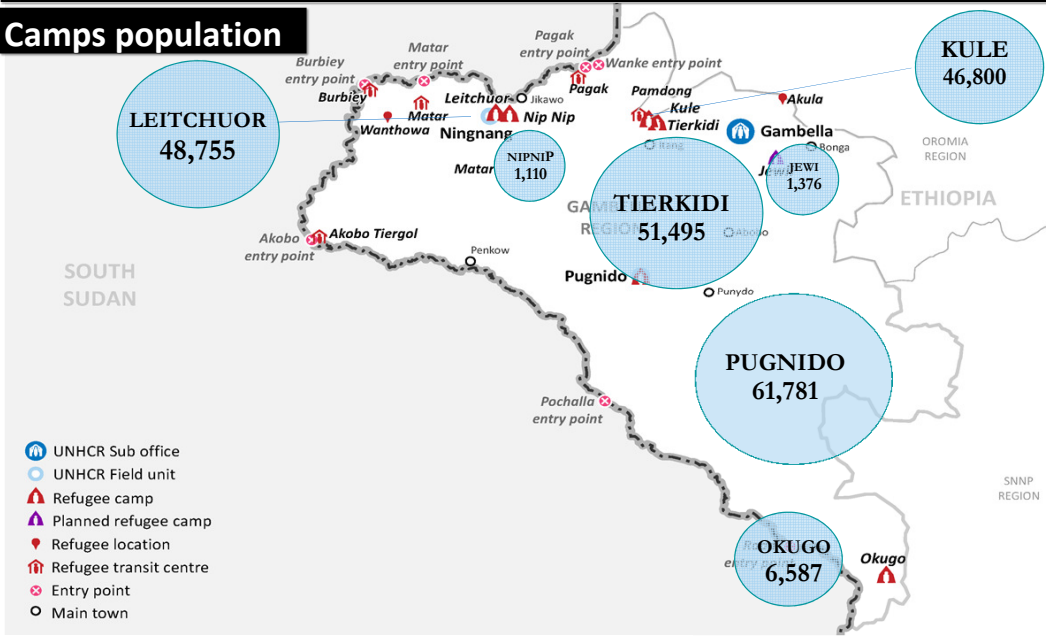


260,773 *
TOTAL GAMBELLA POPULATION

202,620
refugees arrived
post 15-Dec-2013
78%

58,153
refugees arrived
pre 15-Dec-2013
22%

Camps population



Camp Names	Children (age<18 yrs)		Adults (age >=18 yrs)		Total	%
	Males	Females	Males	Females		
Pugnido	20,733	19466	7085	14496	61,781	27%
Tierkidi	18,131	17,521	3,845	11,998	51,495	24%
Leitchuor	17,628	17,131	2,917	11,079	48,755	22%
Kule	15,091	14,410	6,016	11,283	46,800	21%
Okugo	2,004	1,875	860	1,848	6,587	3%
NipNip	401	390	66	252	1,110	1%
Jewi	498	483	82	313	1,376	1%
TOTAL	74,486	71,277	20,872	51,269	217,904	100%
Grand Total	145,763		72,141			
%	67%		33%			

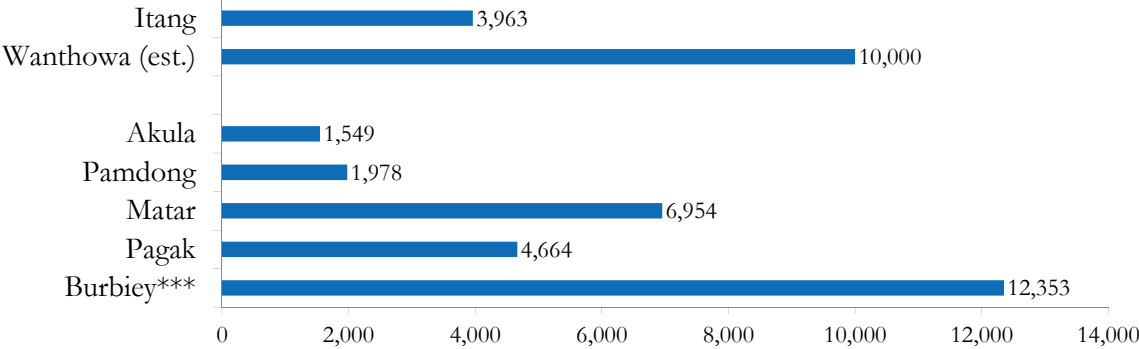
TOTAL CAMPS
POPULATION

217,904**
persons

AVERAGE
FAMILY SIZE

4

Refugees living within host communities



Refugees living
within host
communities

41,461
persons

New arrivals awaiting transfers

New arrivals
awaiting transfers
to camps

1,408
persons { Pagak }

* - In addition to 260773 South Sudanese refugees in Gambella region, there are 8,978 refugees at the camps in Assosa [Breakdown: Pre 15th Dec 2013 = 6,161; Post 15th Dec 2013 = 2,817]

** - The figure includes 49865 refugees in Leitchuor and Nip Nip refugee camps who will be relocated to new locations due to flooding concerns.

*** - Interviews with some refugees indicate that those with large livestock herds as well as traders and other categories were unwilling to move from border entry locations.