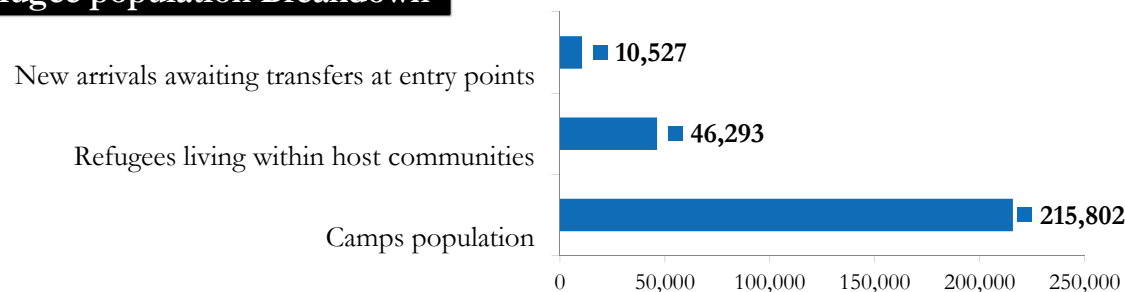


# South Sudanese refugee population in Gambella (as of 31-July-2015)

## Refugee population Breakdown

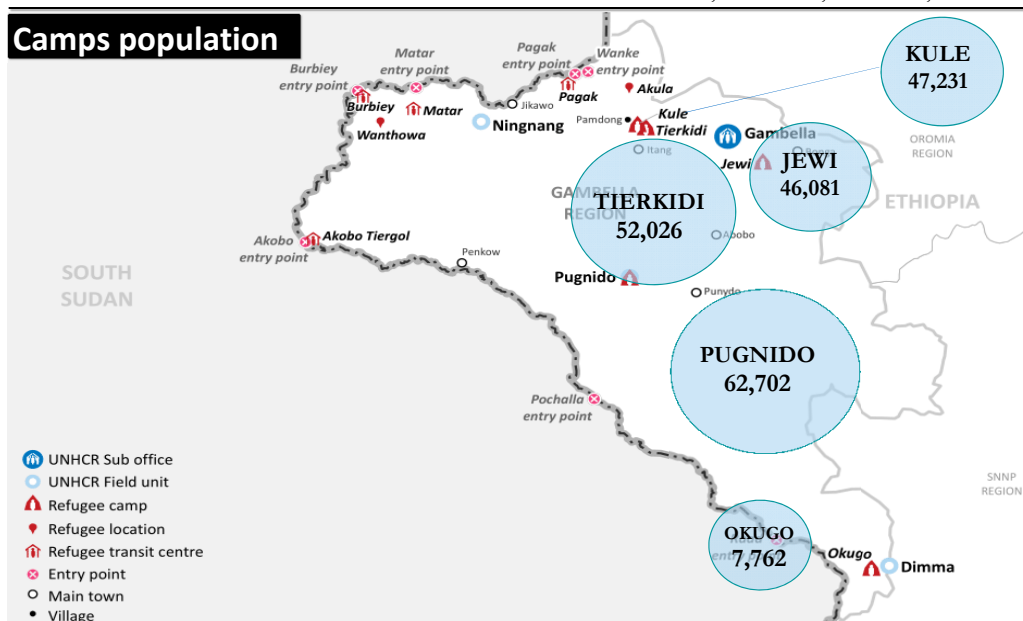


**272,622 \***  
**TOTAL GAMBELLA POPULATION**

**215,331**  
refugees arrived  
post 15-Dec-2013  
**79%**

**57,291**  
refugees arrived  
pre 15-Dec-2013  
**21%**

## Camps population



Camp Names	Children (age < 18 yrs)		Adults (age >= 18 yrs)		Total	%
	Males	Females	Males	Females		
Pugnido	21,128	19,895	6,931	14,748	62,702	29%
Tierkidi	18,358	17,654	3,980	12,034	52,026	24%
Jewi	16,944	16,316	2,329	10,492	46,081	21%
Kule	15,317	14,613	6,008	11,293	47,231	22%
Okugo	2,354	2,273	1,425	1,710	7,762	4%
<b>TOTAL</b>	<b>74,101</b>	<b>70,751</b>	<b>20,673</b>	<b>50,277</b>	<b>215,802</b>	<b>100%</b>
	144,852		70,950			
%	67%		33%			

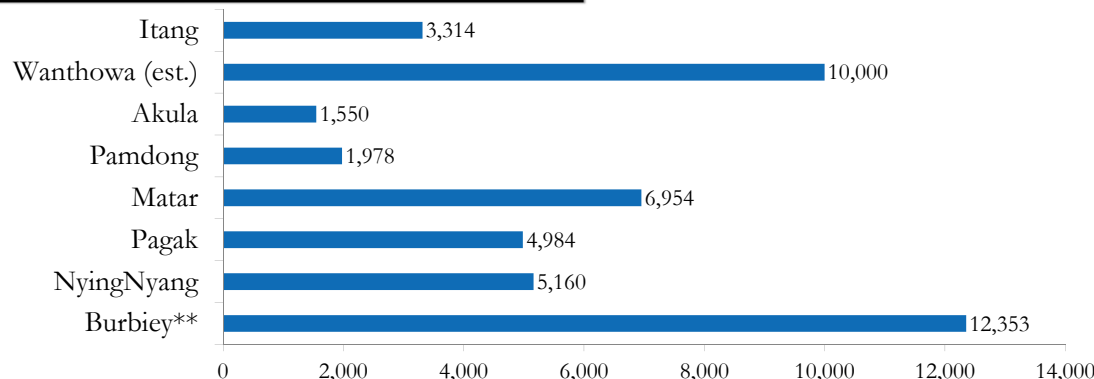
**TOTAL CAMPS  
POPULATION**

**215,802**  
persons

**AVERAGE  
FAMILY SIZE**

**4**

## Refugees living within host communities



**Refugees living  
within host  
communities**

**46,293**  
persons

## New arrivals awaiting transfers

**New arrivals  
awaiting transfers  
to camps**

**10,527**  
persons

Matar - 6,492  
Pagak - 3,939  
Burbiey - 96

\* - In addition to 272622 South Sudanese refugees in Gambella region, there are 9,807 refugees at the camps in Assosa [Breakdown: Pre 15th Dec 2013 = 6,129; Post 15th Dec 2013 = 3,678]

\*\* - Interviews with some refugees indicate that those with large livestock herds as well as traders and other categories were unwilling to move from border entry locations.