



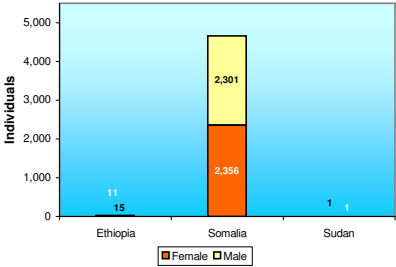
Weekly New Registration Population Composition

05/09/11 - 11/09/11

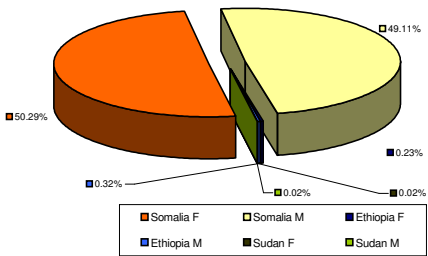
5th Sep - 11th Sep 11	Total	
	F	M
Individuals	2,368	2,317
Households	656	728

Breakdown by Country of Origin / Sex					
Somalia		Ethiopia		Sudan	
F	M	F	M	F	M
2,356	2,301	11	15	1	1
649	716	7	11	0	1

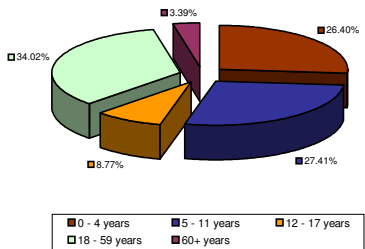
New arrivals, by sex and COO



New arrivals, by sex and COO



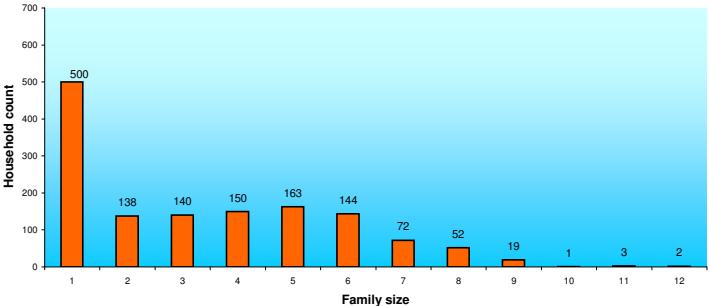
New arrivals, breakdown by age



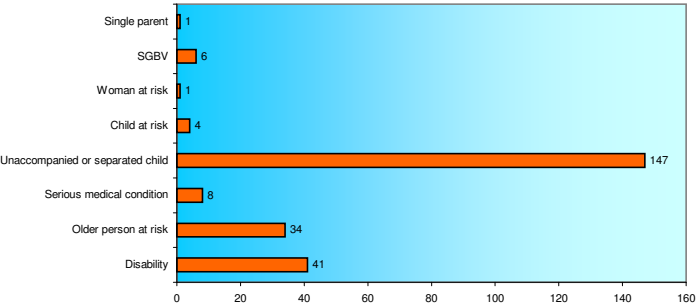
Notes: Dadaab refugee camps continue to receive a significant number of new arrivals. A total of 124,909 have been registered since the start of this Year with 123,284 individuals arriving from Somalia, 1,418 from Ethiopia, 176 from Sudan, 15 from the Democratic Republic of Congo, 4 from Burundi, 6 from Uganda, 1 from Eritrea, 1 from Côte d'Ivoire and 4 from Rwanda. 4,685 individuals have been registered during the week of 5th - 11th September of this Year, with 4,657 arriving from Somalia, 26 from Ethiopia and 2 from Sudan.

As of 11th September 2011, the overall population in the Dadaab camps stood at 433,157 persons. The average family size registered during the reporting period stood at 3 individuals. Family size 1 households represented 36% of all newly registered households.

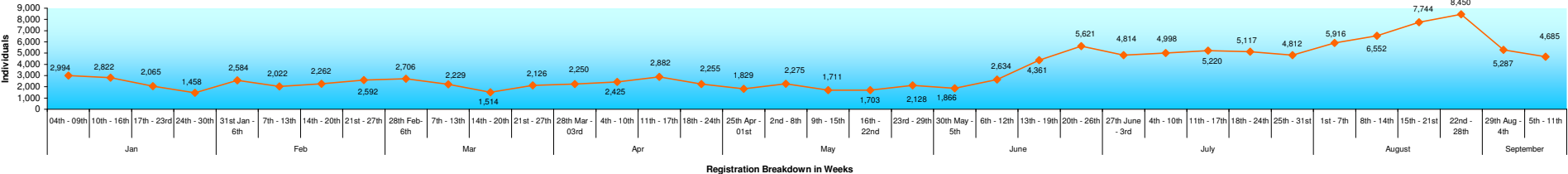
Household by family size



Special needs identified



Weekly Registration Trends



NB: This report reflects registration trends. In addition to new arrivals reported here, the overall population in Dadaab also increases through new births, in-situ registration (of persons who arrived in a previous period but reported for registration later), family reunification, and various other data adjustments. Analysis and projections are based on actual persons registered in the UNHCR registration database (proGres)