

# PMT Mogadishu Dashboard

Last Updated 07/10/2011 13:05

Total estimate Displacements from Mogadishu

**19,700**

Total Displacements Nationwide

**141,700**

Leaving the City To Areas Within Mogadishu

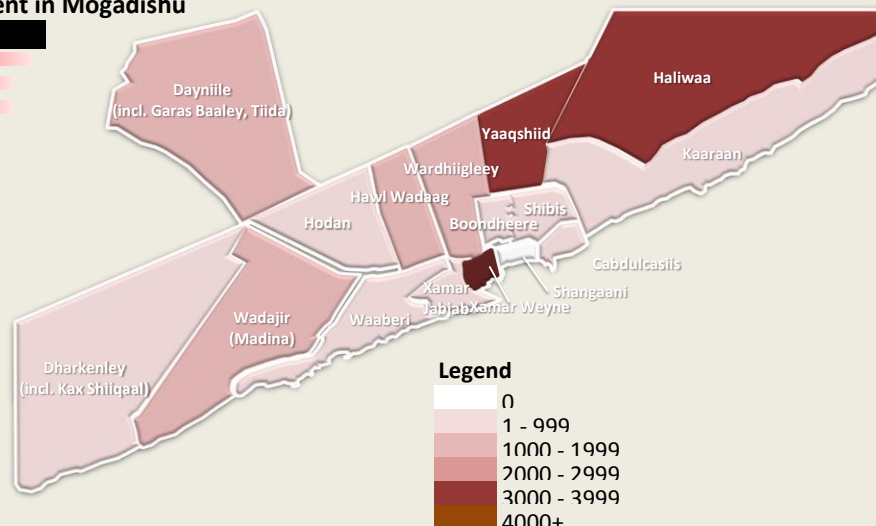
**10,400**

**9,200**

From **1 July 2011 to date**

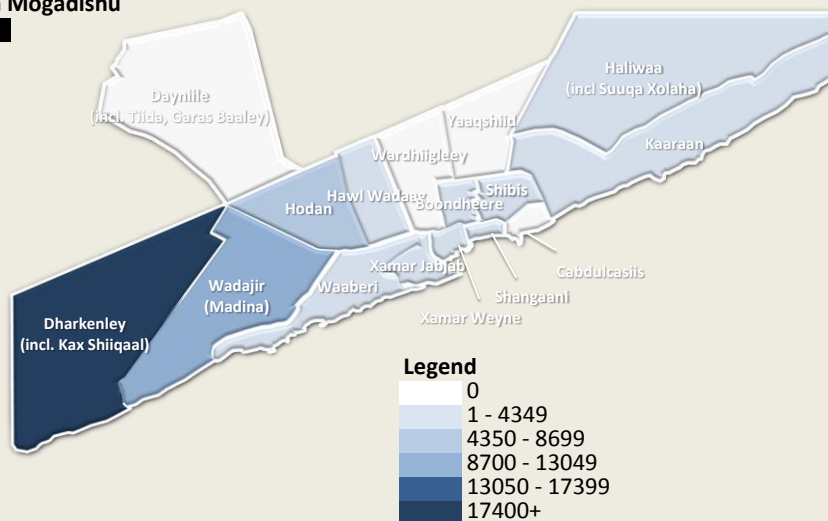
## Sources of Displacement in Mogadishu

District	Displacement
Xamar Weyne	4,110
Haliwaa	3,380
Yaaqshiid	3,320
Dayniile	1,690
Banadir	1,380
Wadajir	1,150
Wardhiigley	1,110
Hawl Wadaag	1,060
Hodan	880
Dharkenley	870
Kaaraan	540
Xamar Jabjab	80
Waaberi	70
Cabdulcasiiis	30
Boondheere	10
Shibis	0
Shangaani	0

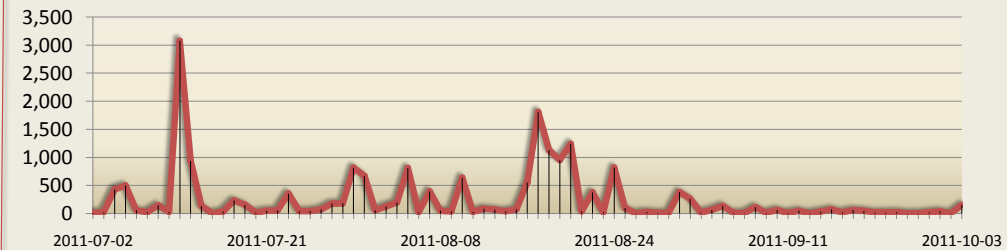


## Areas Receiving IDPs within Mogadishu

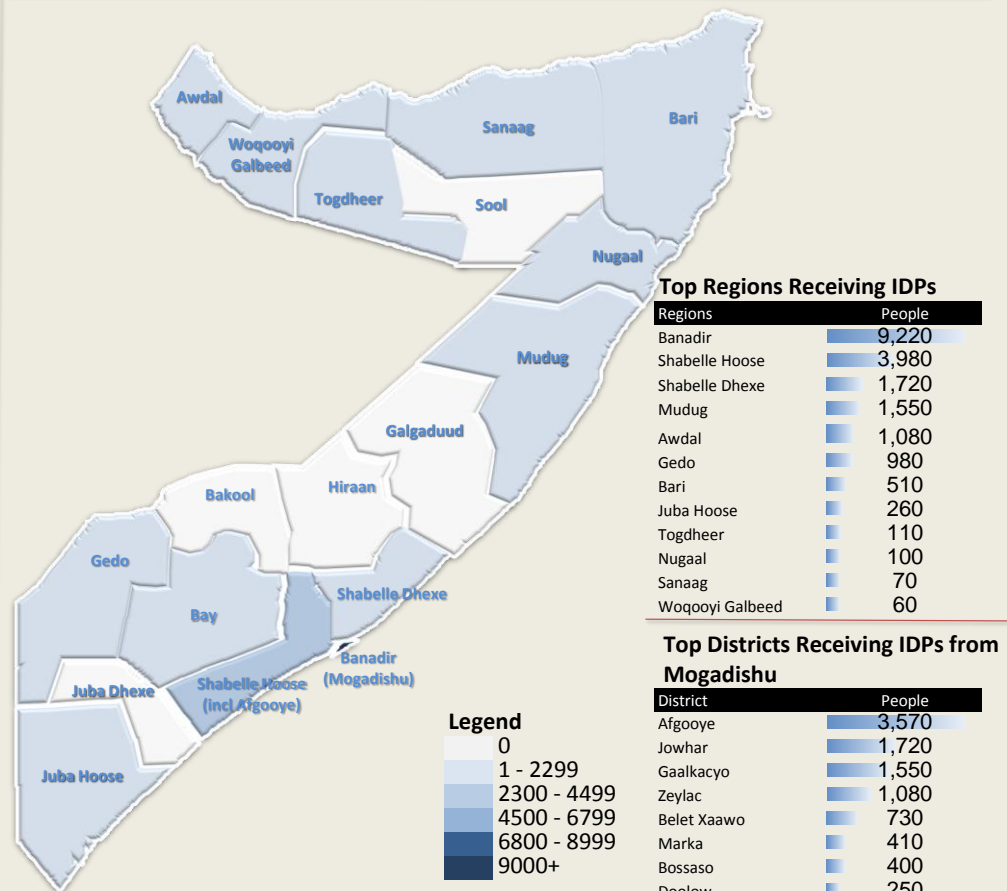
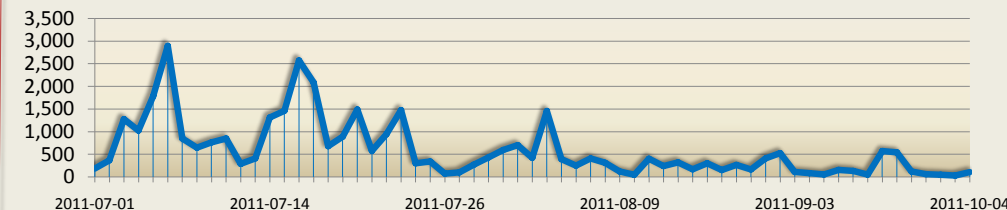
District	People
Dharkenley	17,460
Wadajir	9,190
Hodan	7,910
Xamar Weyne	2,700
Waaberi	2,590
Boondheere	1,790
Banadir	1,530
Kaaraan	770
Haliwaa	350
Shibis	320
Hawl Wadaag	270
Xamar Jabjab	220
Shangaani	140
Cabdulcasiiis	0
Dayniile	0
Wardhiigley	0
Yaaqshiid	0



## Graph of Displacement from Mogadishu



## Graph of Displacements to Mogadishu



### Top Regions Receiving IDPs

Regions	People
Banadir	9,220
Shabelle Hoose	3,980
Shabelle Dhexe	1,720
Mudug	1,550
Awdal	1,080
Gedo	980
Bari	510
Juba Hoose	260
Togdheer	110
Nugaal	100
Sanaag	70
Woqooyi Galbeed	60

### Top Districts Receiving IDPs from Mogadishu

District	People
Afgooye	3,570
Jowhar	1,720
Gaalkacyo	1,550
Zeylac	1,080
Belet Xaawo	730
Marka	410
Bossaso	400
Doolow	250



For more information, contact:  
 Needham Andreas - (PI Officer/Executive Assistant)-needham@unhcr.org  
 Matthew Smawfield - Operations Data Manager - smawfiel@unhcr.org

Data on displacement is obtained from the IASC Somalia Population Movement Tracking system

PMT/PMN is funded by



European Commission Humanitarian Aid



The People of Japan