

Places of Origin

As of 30 April 2012

Table 7.1- ALL CAMPS Places of Origin

Area of Origin	Sex		Total
	Male	Female	
Gedo	35,976	44,106	80,082
Badadir	2,469	2,892	5,361
Bay	21,961	21,548	43,509
Bakol	7,066	7,628	14,694
Lower Shabelle	330	321	651
Lower Juba	236	225	461
Galgadud	64	59	123
Middle Shabelle	45	37	82
Hiran	256	258	514
Other	2,483	2,640	5,123
ALL CAMPS Total	70,886	79,714	150,600

Figure 7.1 - ALL CAMPS Places of Origin

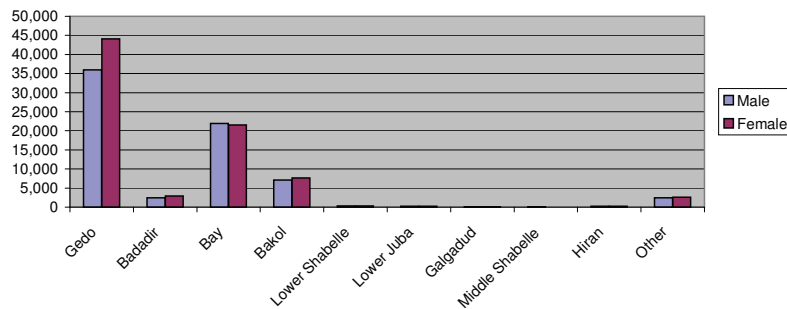


Table 7.2- Melkadida Camp Places of Origin

Area of Origin	Sex		Total
	Male	Female	
Gedo	11,864	14,755	26,619
Badadir	628	769	1,397
Bay	3,868	3,724	7,592
Bakol	1,486	1,789	3,275
Lower Shabelle	86	83	169
Lower Juba	50	41	91
Galgadud	15	17	32
Middle Shabelle	21	16	37
Hiran	73	77	150
Other	565	633	1,198
Melkadida Total	18,656	21,904	40,560

Figure 7.2 - Melkadida Camp Places of Origin

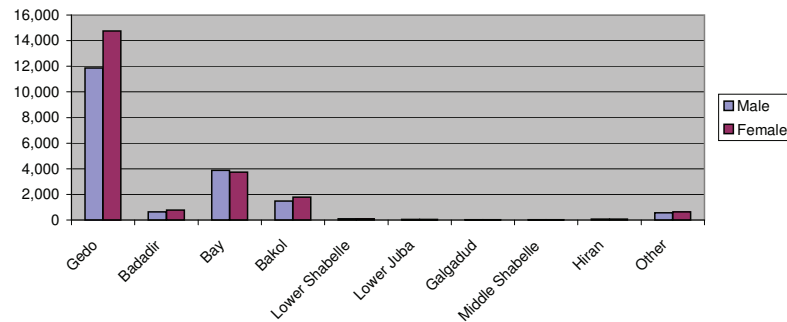


Table 7.3- Bokolmanyo Camp Places of Origin

Area of Origin	Sex		Total
	Male	Female	
Gedo	9,995	12,309	22,304
Badadir	1,492	1,674	3,166
Bay	4,568	4,456	9,024
Bakol	1,291	1,381	2,672
Lower Shabelle	115	114	229
Lower Juba	135	115	250
Galgadud	34	30	64
Middle Shabelle	16	15	31
Hiran	80	84	164
Other	616	676	1,292
Bokomanyo Total	18,342	20,854	39,196

Figure 7.3 - Bokolmanyo Camp Places of Origin

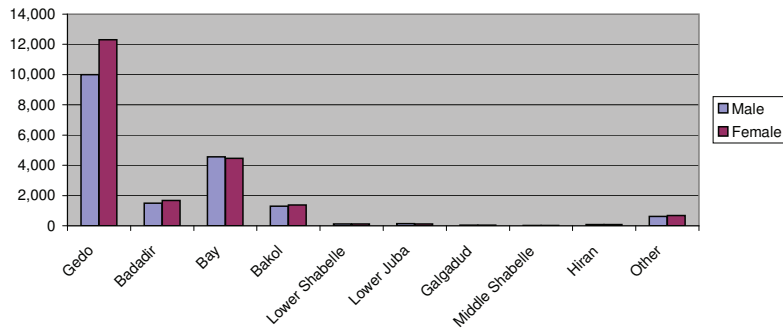
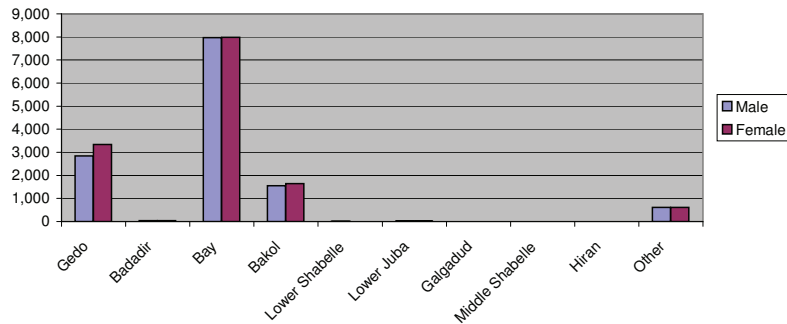


Table 7.4- Kobe Camp Places of Origin

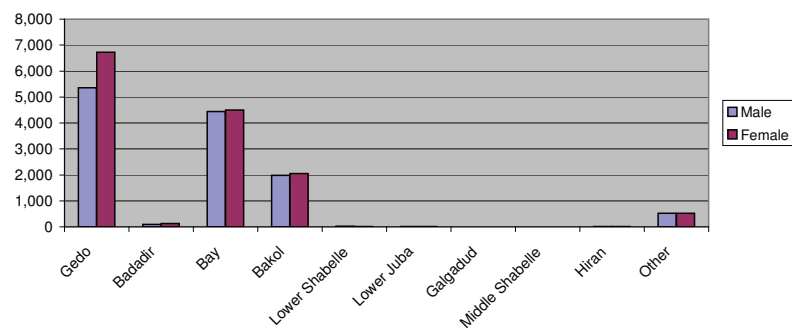
Area of Origin	Sex		Total
	Male	Female	
Gedo	2,842	3,333	6,175
Badadir	36	41	77
Bay	7,967	7,985	15,952
Bakol	1,557	1,641	3,198
Lower Shabelle	9	3	12
Lower Juba	20	22	42
Galgadud	5	2	7
Middle Shabelle	4	4	8
Hiran	4	5	9
Other	607	612	1,219
Kobe Total	13,051	13,648	26,699

Figure 7.5 - Kobe Camp Places of Origin



Area of Origin	Sex		Total
	Male	Female	
Gedo	5,362	6,726	12,088
Badadir	87	125	212
Bay	4,437	4,503	8,940
Bakol	1,981	2,047	4,028
Lower Shabelle	24	15	39
Lower Juba	9	17	26
Galgadud		5	5
Middle Shabelle			0
Hiran	11	13	24
Other	523	525	1,048
Hilaweyn Total	12,434	13,976	26,410

Figure 7.6 - Hilaweyn Camp Places of Origin



Area of Origin	Sex		Total
	Male	Female	
Gedo	5,913	6,983	12,896
Badadir	226	283	509
Bay	1,121	880	2,001
Bakol	751	770	1,521
Lower Shabelle	96	106	202
Lower Juba	22	30	52
Galgadud	10	5	15
Middle Shabelle	4	2	6
Hiran	88	79	167
Other	172	194	366
Buramino Total	8,403	9,332	17,735

Figure 7.7 - Buramino Camp Places of Origin

