

# South Central Dashboard

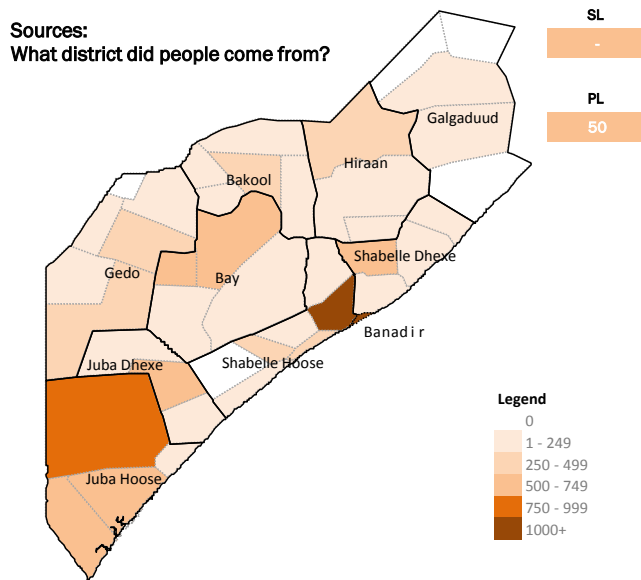
Period: 01-Apr-12 to 04-May-12

UNHCR BO Somalia, Nairobi

Total movement from South Central: \* 32,000

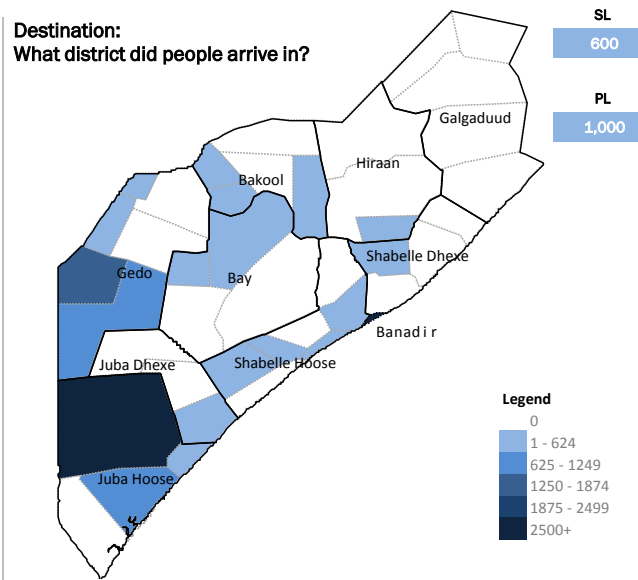
Total movement within Somalia: 34,000

Sources:  
What district did people come from?



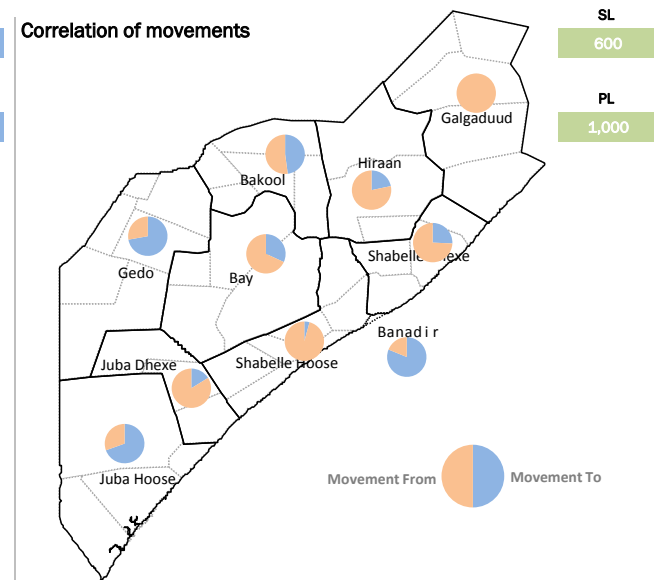
Regions	People	Top 10 Districts	People
Shabelle Hoose	17,000	Afgooye	16,000
Banadir	4,800	Banadir	4,800
Juba Hoose	2,300	Afmadow	990
Bay	1,400	Bu'aale	600
Gedo	1,300	Kismaayo	590
Shabelle Dhexe	960	Jowhar	590
Juba Dhexe	740	Baydhaba	540
Hiraan	630	Badhaadhe	520
Bakool	440	Qansax Dheere	510
Galgaduud	210	Garbahaarey	460

Destination:  
What district did people arrive in?



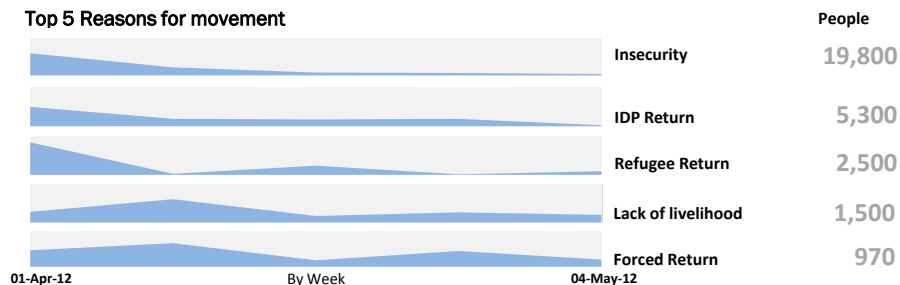
Regions	People	Top 10 Districts	People
Banadir	21,000	Banadir	21,000
Juba Hoose	5,200	Afmadow	4,000
Gedo	3,200	Ceel Waaq	1,400
Shabelle Hoose	770	Baardheere	1,200
Bay	650	Kismaayo	1,200
Bakool	400	Baydhaba	590
Shabelle Dhexe	330	Jowhar	330
Hiraan	180	Belet Xaawo	320
Juba Dhexe	140	Marka	280
Galgaduud	-	Doolow	280

Correlation of movements



Between 1<sup>st</sup> April and 4th May 2012, displacements were mainly recorded in South Central with approximately 32,000 out of 34,000 displacements recorded in all three zones. 19,800 displaced people reported insecurity as the major cause of displacement in South Central followed by IDP return (5,300), refugee return (2,500), lack of livelihood (1,500) Forced Return (970). The displacements originated mainly from Shabelle Hoose (17,000), Banadir (4,800), Juba Hoose (2,300) and Bay (1,400) regions. The top three regions people moved to were, Banadir (21,000), Juba Hoose (5,200), Gedo (3,200) among other regions.

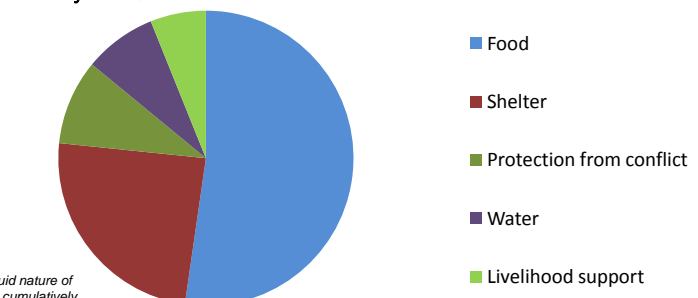
## Top 5 Reasons for movement



This data has been collected through the IASC Population Movement Tracking (PMT) system. PMT is designed to capture population movement trends, not cumulative population data. Due to the fluid nature of displacement in Somalia and in order to avoid capturing multiple displacements, UNHCR limits the reporting range to a period of three months - these figures should therefore not be added and used cumulatively.

\* Please note figures have been rounded using a three tier method as follows. Figures below 100 were not rounded at all. Figures between 100 and 1,000 were rounded off to the nearest tenth, figures between 1,000 and 10,000 were rounded off to the nearest hundredth and all figures above 10,000 were rounded off to a thousandth. This rounding rule was applied to the final result after all computations were undertaken.

## Priority Needs



For further information contact: Andreas Needham, Public Information Officer ([needham@unhcr.org](mailto:needham@unhcr.org))

For further information contact: Huda Ghalegolabi, Associate Protection Officer ([ghalegol@unhcr.org](mailto:ghalegol@unhcr.org))