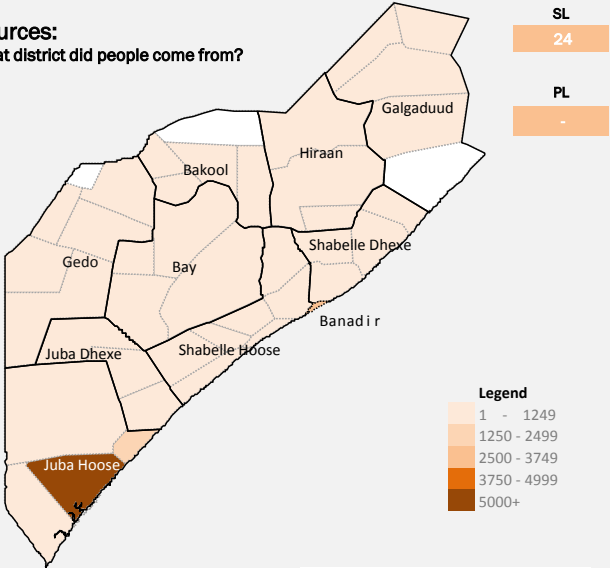


Total movement from South Central: \* 32,000

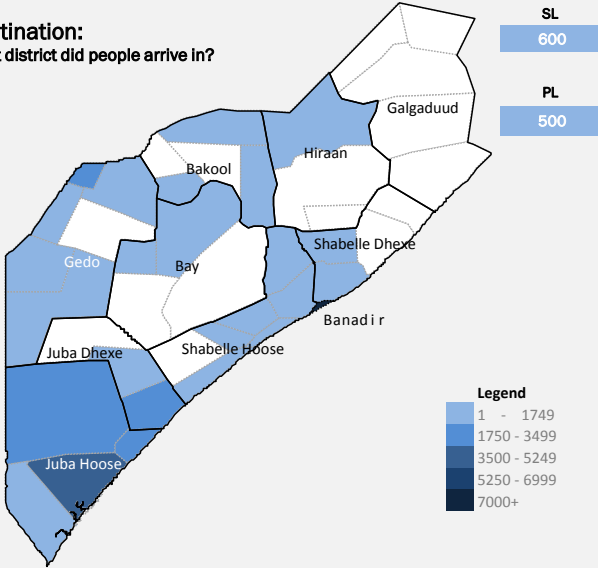
Total movement within Somalia: 34,000

Sources:  
What district did people come from?



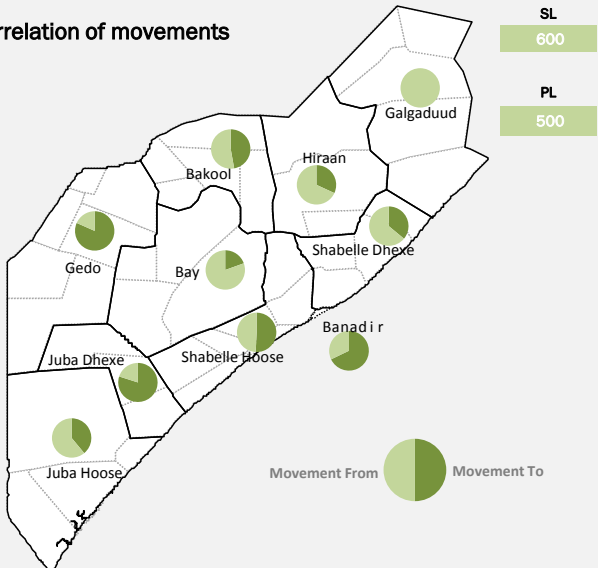
| Regions        | People | Top 10 Districts | People |
|----------------|--------|------------------|--------|
| Juba Hoose     | 17,000 | Kismaayo         | 15,000 |
| Banadir        | 3,700  | Banadir          | 3,700  |
| Shabelle Hoose | 1,700  | Jamaame          | 1,600  |
| Gedo           | 1,400  | Belet Weyne      | 860    |
| Hiraan         | 1,100  | Baardheere       | 700    |
| Juba Dhexe     | 1,000  | Kurtunwaarey     | 580    |
| Bay            | 820    | Jilib            | 550    |
| Shabelle Dhexe | 510    | Baraawe          | 490    |
| Bakool         | 440    | Baydhaba         | 430    |
| Galgaduud      | 110    | Afmadow          | 390    |

Destination:  
What district did people arrive in?



| Regions        | People | Top 10 Districts | People |
|----------------|--------|------------------|--------|
| Juba Hoose     | 11,000 | Banadir          | 7,800  |
| Banadir        | 7,800  | Kismaayo         | 4,200  |
| Gedo           | 6,400  | Jamaame          | 3,200  |
| Juba Dhexe     | 4,000  | Jilib            | 2,900  |
| Shabelle Hoose | 1,700  | Doolow           | 2,900  |
| Hiraan         | 500    | Afmadow          | 2,800  |
| Bakool         | 390    | Baardheere       | 1,600  |
| Shabelle Dhexe | 290    | Ceel Waaq        | 1,200  |
| Bay            | 200    | Bu'aale          | 1,100  |
| Galgaduud      | -      | Belet Xaawo      | 660    |

Correlation of movements



Between 1st Sep and 8th Nov 2012, displacements were mainly recorded in South Central with approximately 32,000 out of a total 34,000 displacements recorded in all three zones. 18,600 displaced people reported insecurity as the major cause of displacement in South Central followed by Cross border movement (4,600), Eviction (2,900), IDP temporary return (2,400). The movements originated mainly from Juba Hoose (17,000), Banadir (3,700), Shabelle Hoose (1,700) and Gedo (1,400) regions. The top three regions people moved to were, Juba Hoose (11,000), Banadir (7,800), Gedo (6,400) among other regions.

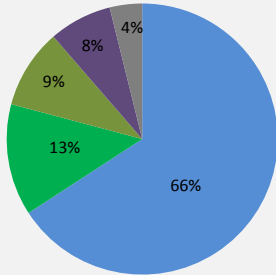
Top 5 Reasons for movement



|                       | People |
|-----------------------|--------|
| Insecurity            | 18,600 |
| Cross Border Movement | 4,600  |
| Eviction              | 2,900  |
| IDP Temporary Return  | 2,400  |
| Lack of livelihood    | 2,100  |

Priority Needs

- Food
- Shelter
- Livelihood support
- Transport
- Protection from conflict



01-Sep-12 By Week 08-Nov-12  
This data has been collected through the Population Movement Tracking (PMT) system. PMT is designed to capture population movement trends, not cumulative population data. Due to the fluid nature of displacement in Somalia and in order to avoid capturing multiple displacements, UNHCR limits the reporting range to a period of three months - these figures should therefore not be added and used cumulatively.  
\* Please note figures have been rounded using a three tier method as follows. Figures below 100 were not rounded at all. Figures between 100 and 1,000 were rounded off to the nearest tenth, figures between 1,000 and 10,000 were rounded off to the nearest hundredth and all figures above 10,000 were rounded off to a thousandth. This rounding rule was applied to the final result after all computations were undertaken.