


Regions	People	Top 10 Districts	People
Banadir	3,000	Banadir	3,000
Hiraan	1,500	Belet Weyne	1,400
Juba Hoose	1,300	Marka	950
Shabelle Hoose	1,200	Jamaame	550
Juba Dhexe	510	Kismaayo	410
Bakool	220	Jilib	330
Bay	220	Bu'aale	180
Shabelle Dhexe	180	Badhaadhe	170
Gedo	100	Xudur	170
Galgaduud	54	Afmadow	170

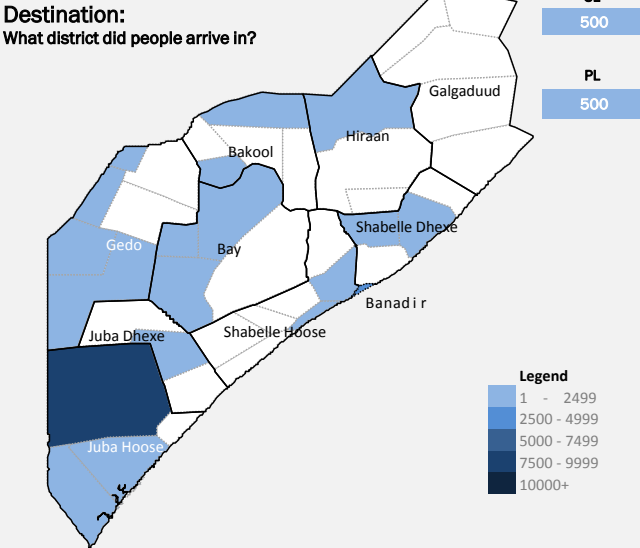


01-Jan-13 By Week 15-Mar-13

This data has been collected through the Population Movement Tracking (PMT) system. PMT is designed to capture population movement trends, not cumulative population data. Due to the fluid nature of displacement in Somalia and in order to avoid capturing multiple displacements, UNHCR limits the reporting range to a period of three months - these figures should therefore not be added and used cumulatively.

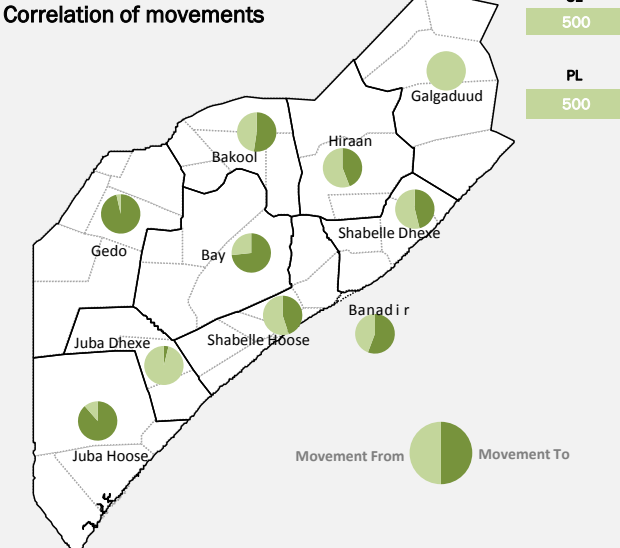
* Please note figures have been rounded using a three tier method as follows. Figures below 100 were not rounded at all. Figures between 100 and 1,000 were rounded off to the nearest tenth, figures between 1,000 and 10,000 were rounded off to the nearest hundred and all figures above 10,000 were rounded off to a thousandth. This rounding rule was applied to the final result after all computations were undertaken.

The boundaries and names used on this map do not imply official endorsement or acceptance by the United Nations.

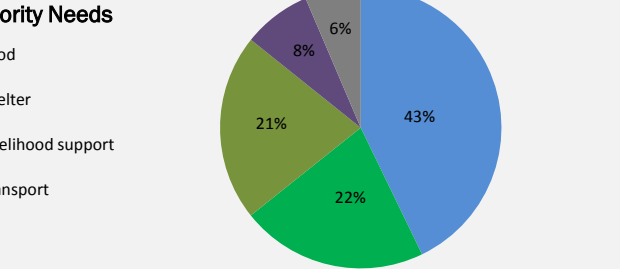


Regions	People	Top 10 Districts	People
Juba Hoose	10,000	Afmadow	7,700
Banadir	3,800	Banadir	3,800
Gedo	2,800	Kismaayo	2,400
Hiraan	1,200	Baardheere	1,200
Shabelle Hoose	1,000	Belet Weyne	1,200
Bay	590	Ceel Waaq	1,000
Bakool	240	Marka	570
Shabelle Dhexe	160	Afgooye	450
Juba Dhexe	20	Doolow	440
Galgaduud	-	Diinsoor	240

	People
Cross border movement	12,400
Eviction	3,200
Insecurity	2,000
IDP Temporary Return	1,000
Lack of livelihood	1,000



Between 1st Jan 2013 and 15th Mar 2013, displacements were mainly recorded in South Central with approximately 20,000 out of a total 21,000 displacements recorded in all three zones. 12,400 displaced people reported cross border movement, as the major cause of displacement in South Central followed by eviction(3,200), insecurity (2,000), IDP temporary return (1,000), lack of livelihood (1,000). The movements originated mainly from Banadir (3,000), Hiraan (1,500), Juba Hoose (1,300), Shabelle Hoose (1,200) and Juba Dhexe (510) regions. The top three regions people moved to were, Juba Hoose (10,000), Banadir (3,800), Gedo (2,800) among other regions.



For more information, contact

Liban Hassan, Protection Officer (PMN/PMT), liban@unhcr.org
Andreas Needham, Public Information Officer, needham@unhcr.org