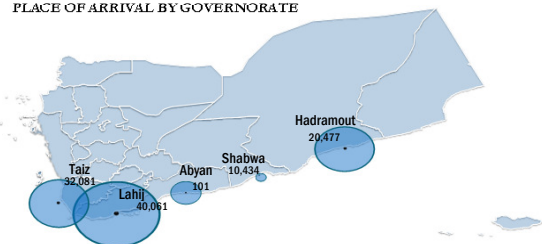


New Arrivals in Yemen Comparison 2011-2014

As of 31 March 2014

2011

PLACE OF ARRIVAL BY GOVERNORATE



COUNTRY OF ORIGIN

Somalia

27,350

Ethiopia

75,651

Other

153

TOTAL

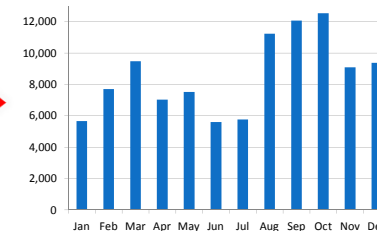
103,154

Dead or Missing



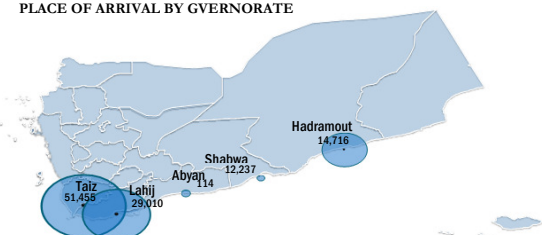
131

ARRIVALS BY MONTH



2012

PLACE OF ARRIVAL BY GOVERNORATE



COUNTRY OF ORIGIN

Somalia

23,086

Ethiopia

84,376

Other

70

TOTAL

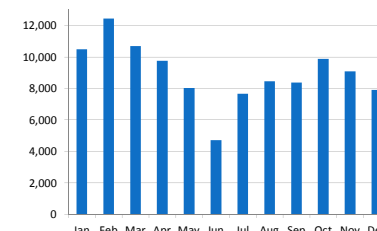
107,532

Dead or Missing



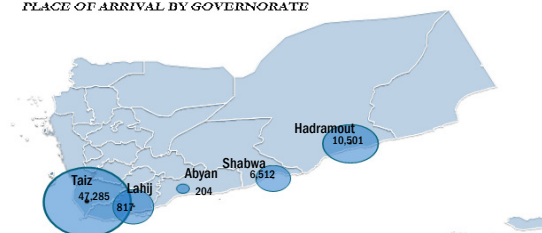
43

ARRIVALS BY MONTH



2013

PLACE OF ARRIVAL BY GOVERNORATE



COUNTRY OF ORIGIN

Somalia

11,045

Ethiopia

54,213

Other

61

TOTAL

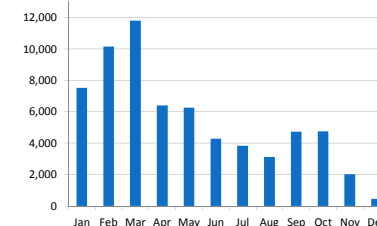
65,319

Dead or Missing



5

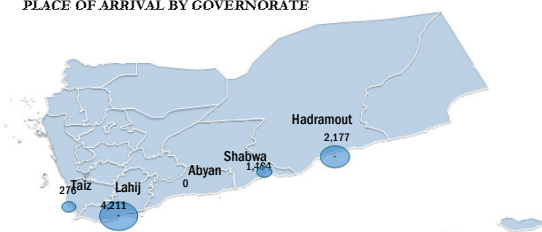
ARRIVALS BY MONTH



2014

As of 31 March 2014

PLACE OF ARRIVAL BY GOVERNORATE



COUNTRY OF ORIGIN

Somalia

1,861

Ethiopia

6,272

Other

15

TOTAL

8,148

Dead or Missing



45

ARRIVALS BY MONTH

