

SOMALILAND

Summary

PRMN is a UNHCR-led trend analysis project that aims to monitor movements of displaced populations into and within Somalia. On behalf of UNHCR, NRC and 37 local partners in the field in Somalia (South Central regions, Puntland and Somaliland) are collecting data through interviews with refugee and IDP returnees, and with IDPs and host communities conducted at strategic locations along travel routes. Reports are verified and published by UNHCR to broaden insight into movement trends for analytical and programmatic purposes.

In Sool, 4,699 people were displaced into Laas Caanood from Qoriiley settlement in Laas Caanood (3,310), Ceerigaabo (1,000), Xudun (350), Taleex (11), Bossaso (8), Gaalkacyo (8), Doolow (7) and Garoowe (5).

In Woqooyi Galbeed, population movement from within and outside Somalia was recorded with a total of 417 people arriving from Mudug (64), Banadir (44), Bari (37), Hiraan (32), Djibouti (27), Nugaal (27), Shabelle Hoose (25), Togdheer (24), Saudi Arabia (24), Galgaduud (20), Shabelle Dhexe (14), Ethiopia (13), Sool (5), Awdal (5) and the remaining moving from other parts of Woqooyi Galbeed.

In Awdal, 50 people arrived from Yemen, 11 from Galgaduud and 8 from Saudi Arabia.

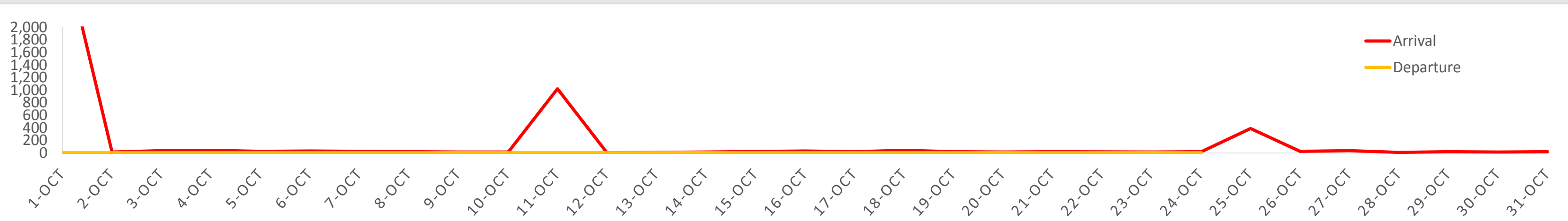
Insecurity experienced in Qoriiley caused displacement of the largest number of people in this region, causing moevent of 3,300 people into Karin Dabayl settlement. The main reasons for displacement in this region remains insecurity, which resulted in displacement of 3,300 people, other reasons included drought (1,395), lack of livelihood (305), military offensive (57), cross-border movement (46), forced return (21), those who could not afford to stay in the previous location (18), clan conflict (10), improved security/political situation in location of return (7) and improved access to employment in Somalia (5)

The main affected age group is between 18-59 years with 56 vulnerable individuals in need of protection.

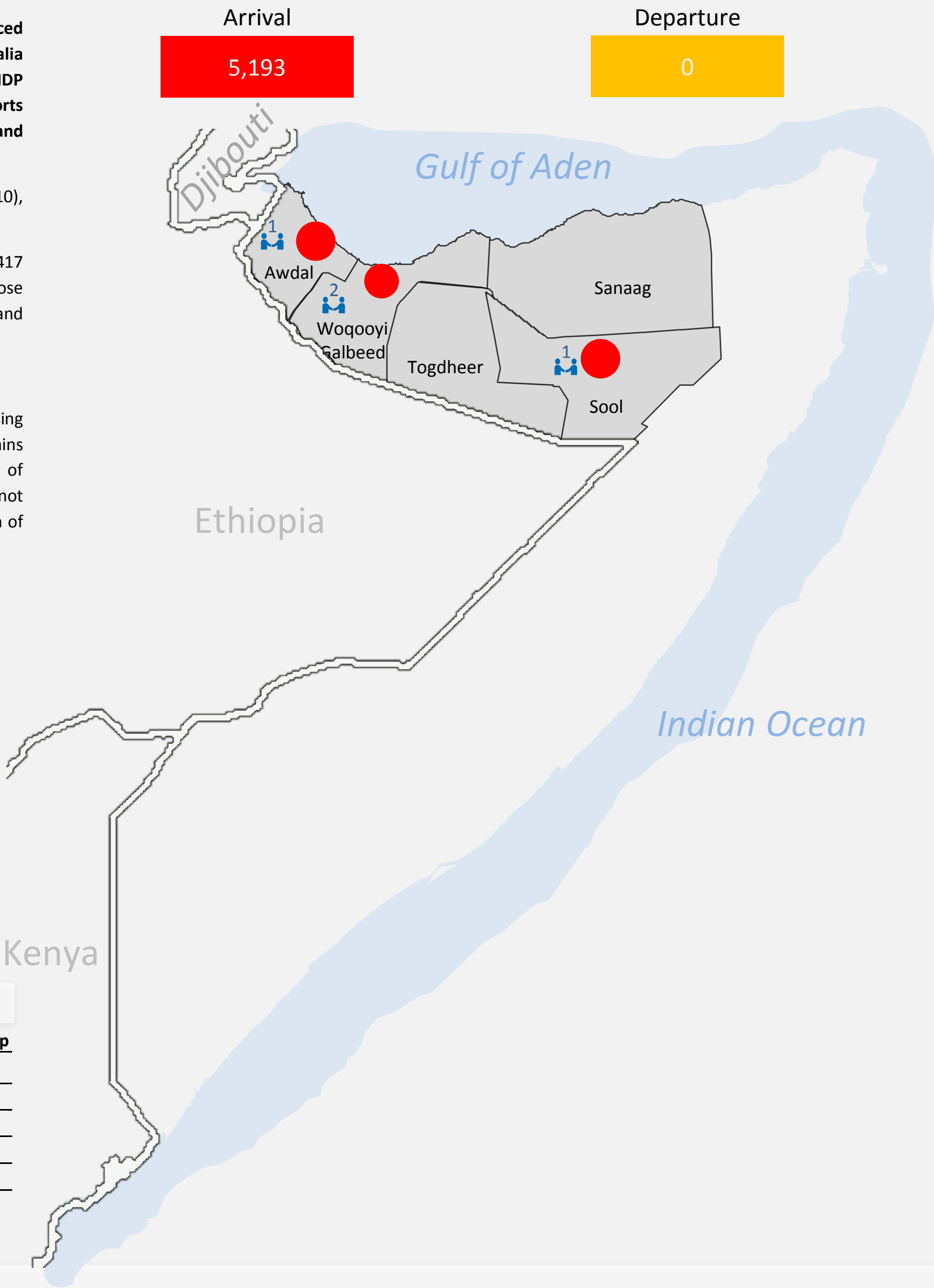
Displacements recorded by region

Regions	District	Arrival	Departure	Compare with Sep
Awdal	Borama	77	0	▲
Sool	Laas Caanood	4,699	0	▲
Woqooyi Galbeed	Berbera	55	0	▲
Woqooyi Galbeed	Hargeysa	362	0	▲

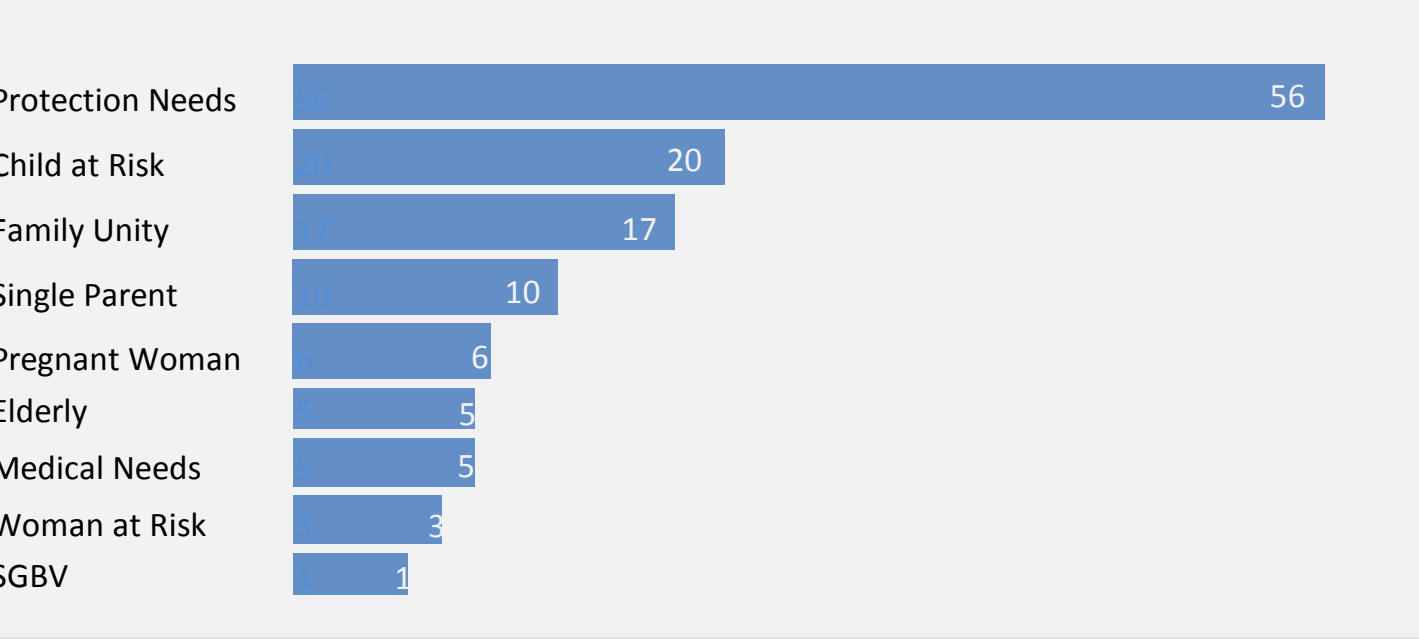
Daily displacement trends | October 2015



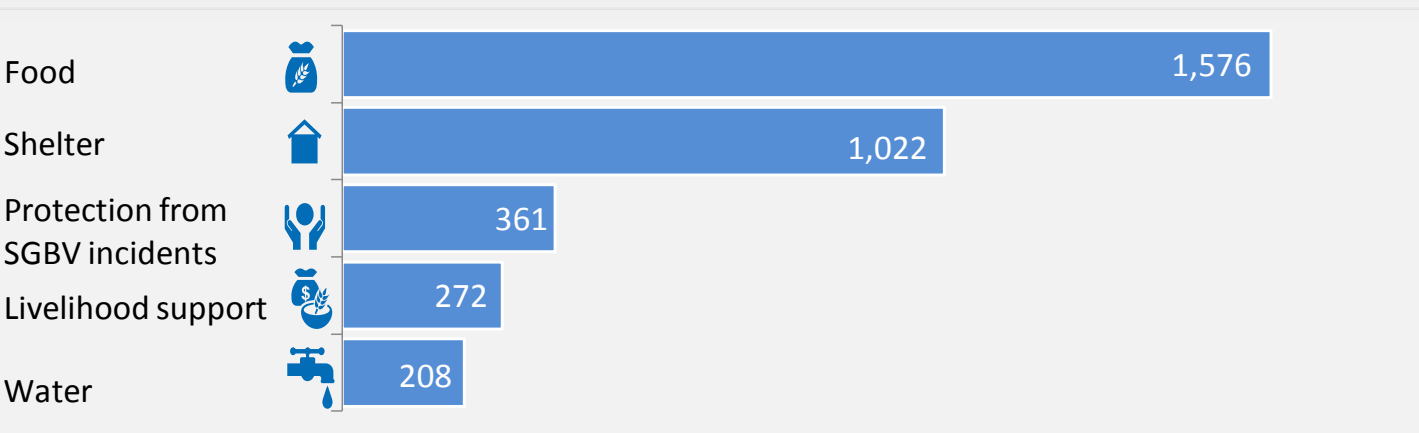
Number of people displaced during October upon:



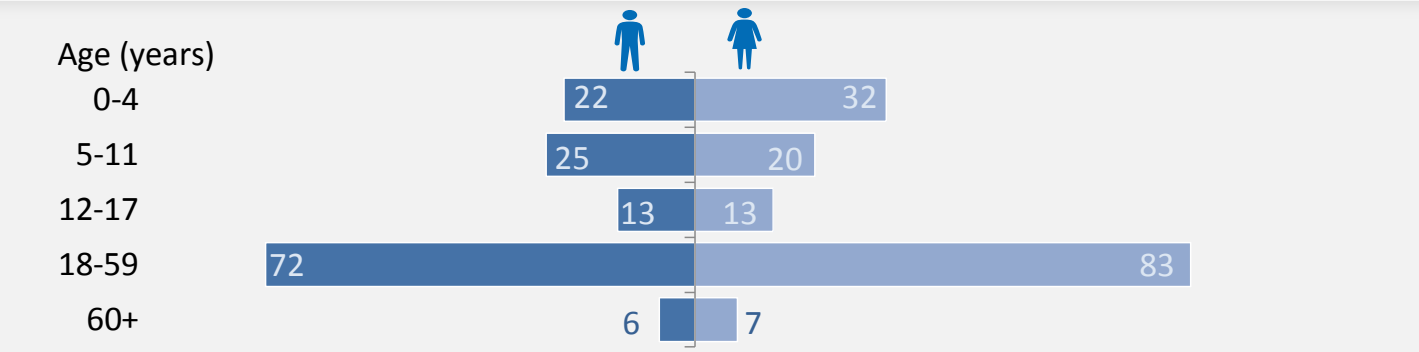
Family vulnerabilities [Households]



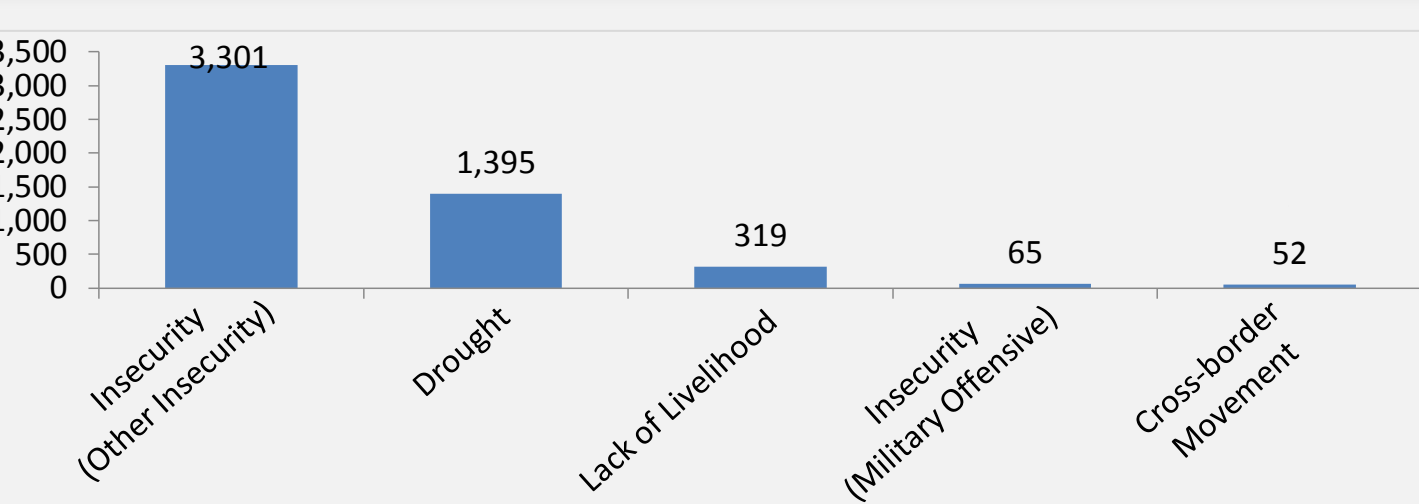
Urgent needs [Individuals]



Displacement demography [Individuals]



Main reasons for displacement [Individuals]



Monthly displacement trends | 2015

