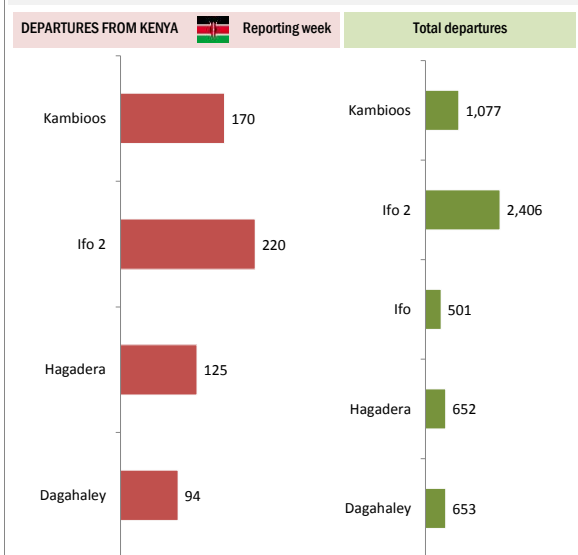
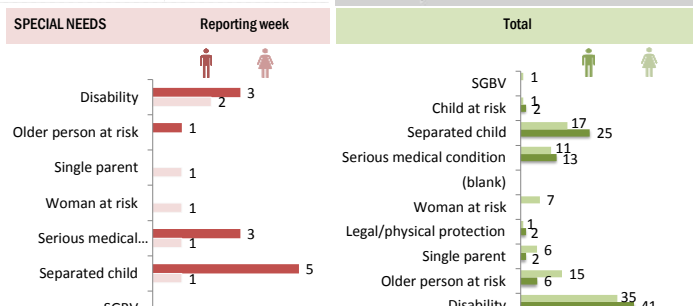
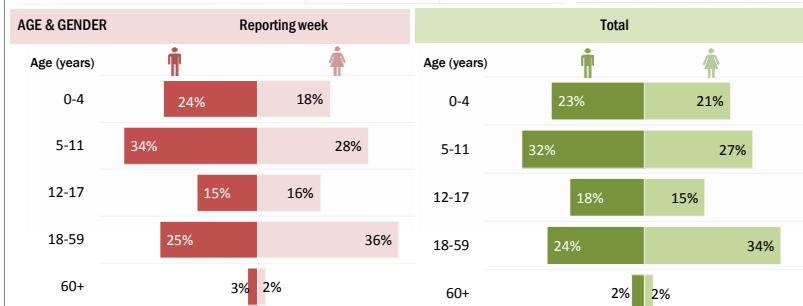
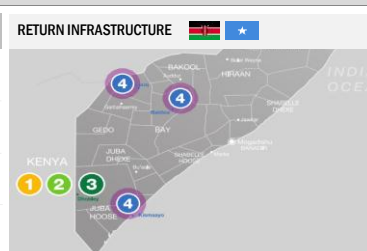


Total reporting period: 1 January 2016 to 14 March 2016

#50

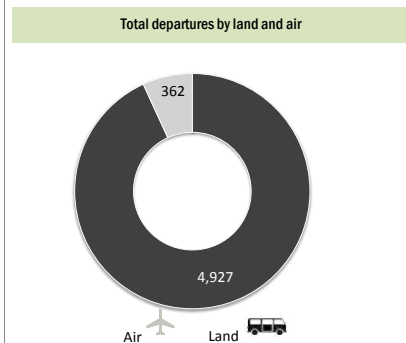
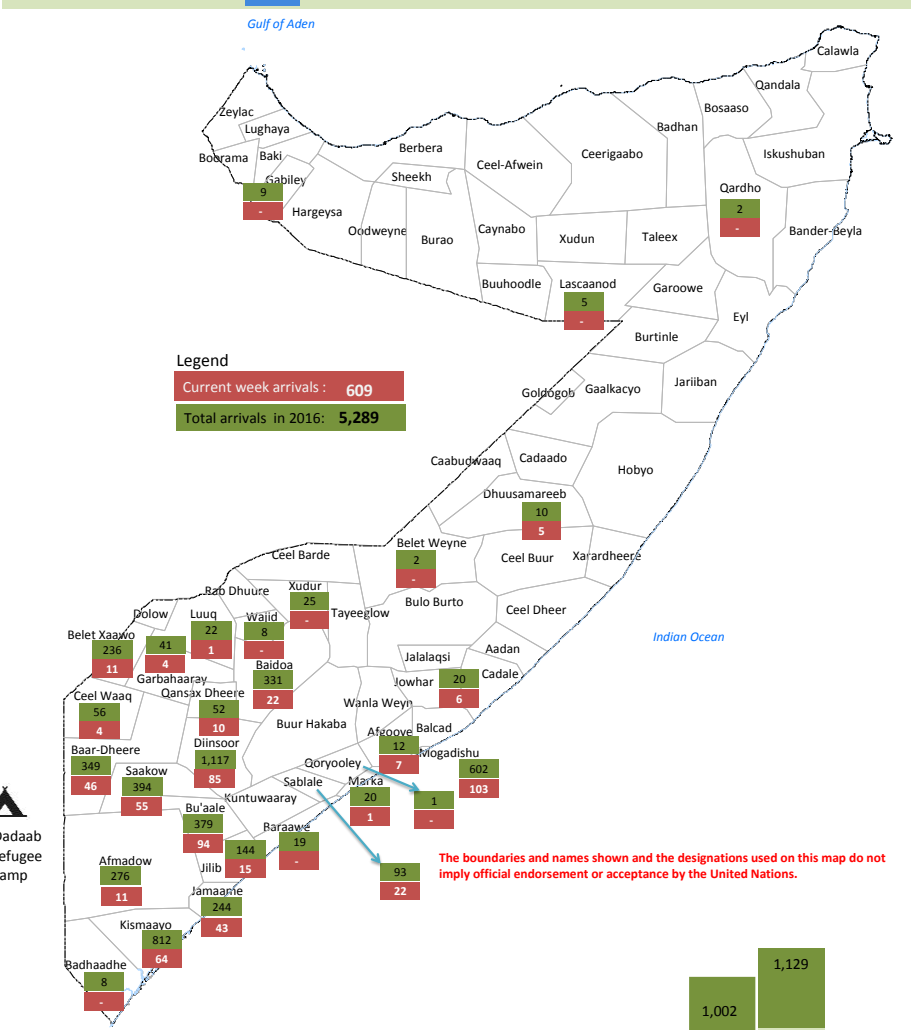
UNHCR Somalia

RETURNS	7 - 14 Mar 2016	1 Jan 2016 6 Mar 2016	Total	RETURN ASSISTANCE (ACCUMULATED)	Reporting week	Total
Individuals:	609	4,680	5,289	Livelihood Start Up Grants	41,600	362,500
Households (actual):	116	941	1,057	Core Relief Items (kits):	116	1,057
Females:	289	2,320	2,609	WFP Food Rations (kg):	8,723 (~ \$15,510)	79,486 (~ \$141,327)
Males:	320	2,360	2,680	UNMAS Mine Risk Education	116	1,057
Persons with special needs:	19	166	185			

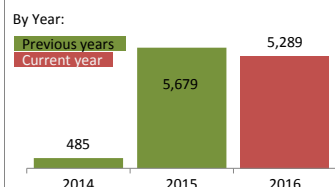


ARRIVALS IN SOMALIA BY DISTRICT

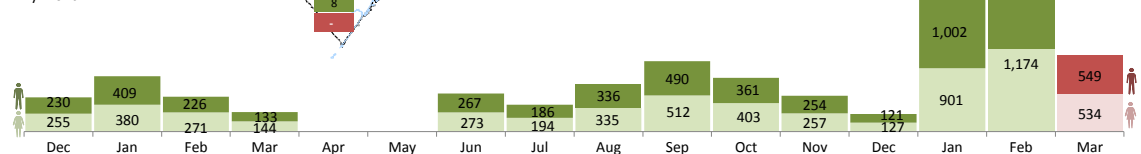
Total Arrivals from 8 Dec 2014 are: 11,453



RETURN TREND DECEMBER 2014 - MARCH 2016



By Month:



Project implemented with the support of:

RETURN CONSORTIUM | Somalia

Donors contributing to UNHCR Somalia operation [As of OCT 2015]

