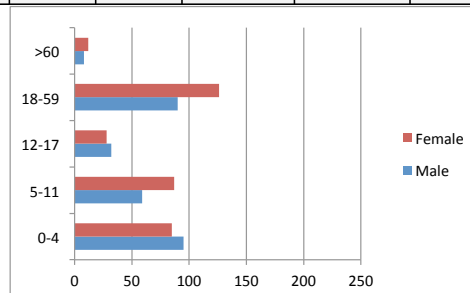
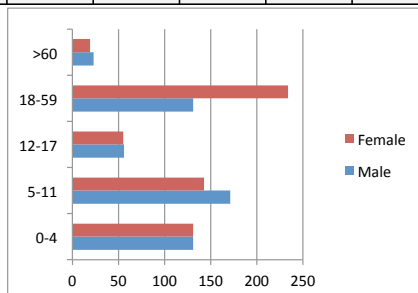


Profile of the registered population

	Level 1 registration						un-registered					
	Malian		Nigerien		Total		Malian		Nigerien		Total	
MANGAIZE	253	1094	139	622	392	1716	121	687	88	403	209	1090

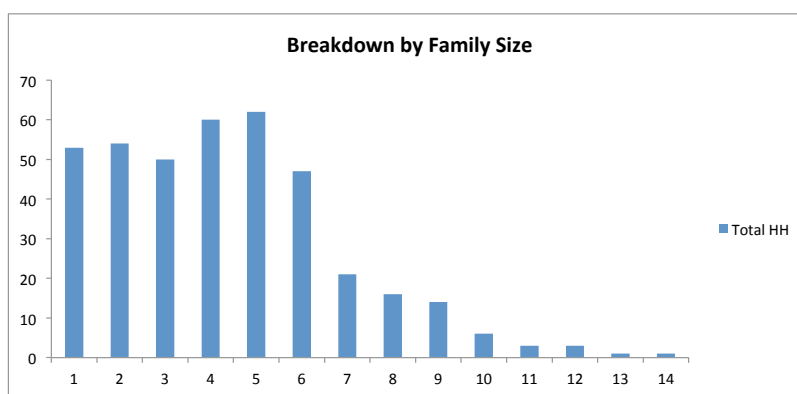
a. Age and gender Breakdown

MANGAIZE		Malian					Nigerien				
		0-4	5-11	12-17	18-59	>60	0-4	5-11	12-17	18-59	>60
	Male	131	171	56	131	23	95	59	32	90	8
	Female	131	143	55	234	19	85	87	28	126	12
	Total	262	314	111	365	42	180	146	60	216	20



b. By family size

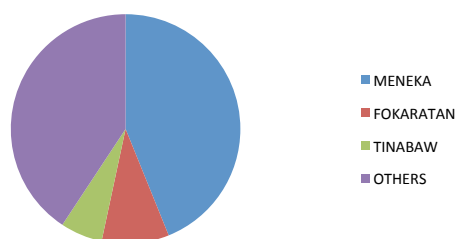
Size	Total HH	
1	53	14%
2	54	14%
3	50	13%
4	60	15%
5	62	16%
6	47	12%
7	21	5%
8	16	4%
9	14	4%
10	6	2%
11	3	1%
12	3	1%
13	1	0%
14	1	0%
16	1	0%
Grand Total	392	100%



b. By Place of habitual residence

Village	Malian HH		Nigerien HH		Grand Total	
MENKA	111	44%	78	56%	189	48%
FOKARATAN	24	9%	23	17%	47	12%
TINABAW	15	6%	0%	0%	15	4%
OTHERS	103	41%	38	27%	141	36%
Grand Total	253	100%	139	100%	392	100%

Malian HH



Nigerien HH

