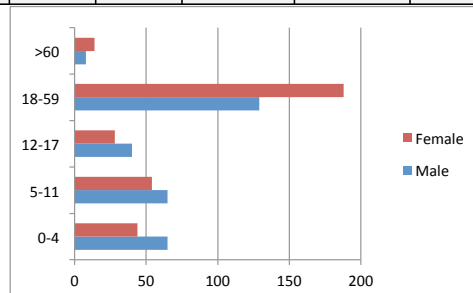
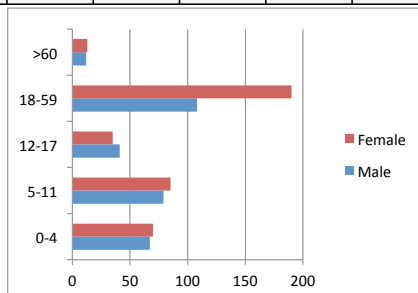


## Profile of the registered population

	Level 1 registration					un-registered				
	Malian		Nigerien		Total	Malian		Nigerien		Total
MBEIDOUN	199	700	185	635	384	1335				

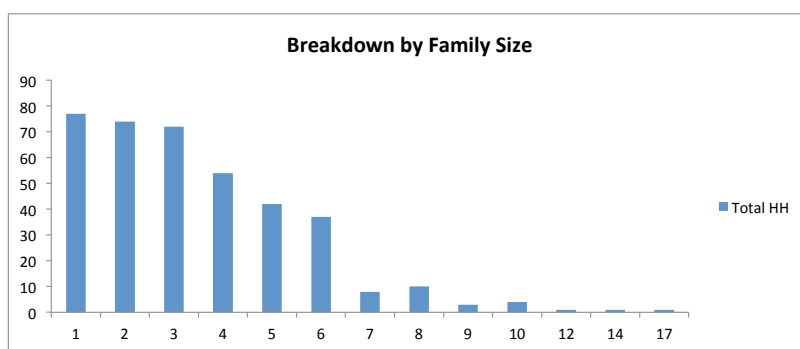
### a. Age and gender Breakdown

MBEIDOUN		Malian					Nigerien				
		0-4	5-11	12-17	18-59	>60	0-4	5-11	12-17	18-59	>60
	Male	67	79	41	108	12	65	65	40	129	8
	Female	70	85	35	190	13	44	54	28	188	14
	Total	137	164	76	298	25	109	119	68	317	22



### b. By family size

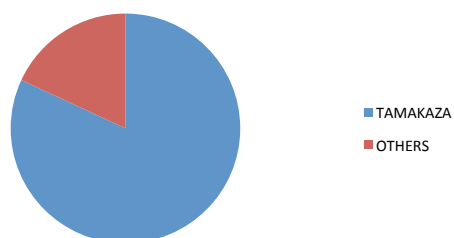
Size	Total HH	
1	77	20%
2	74	19%
3	72	19%
4	54	14%
5	42	11%
6	37	10%
7	8	2%
8	10	3%
9	3	1%
10	4	1%
12	1	0%
14	1	0%
17	1	0%
Grand Total	384	100%



### b. By Place of habitual residence

Village	Malian HH	Nigerien HH	Grand Total
TAMAKAZA	163	143	306
OTHERS	36	42	78
Grand Total	199	185	384

Malian HH



Nigerien HH

