



Profile of the population affected by the Mali Situation in Niger Commission Nationale d'Eligibilité (CNE), UNHCR, AKARASS & CADEV

19-juil-12

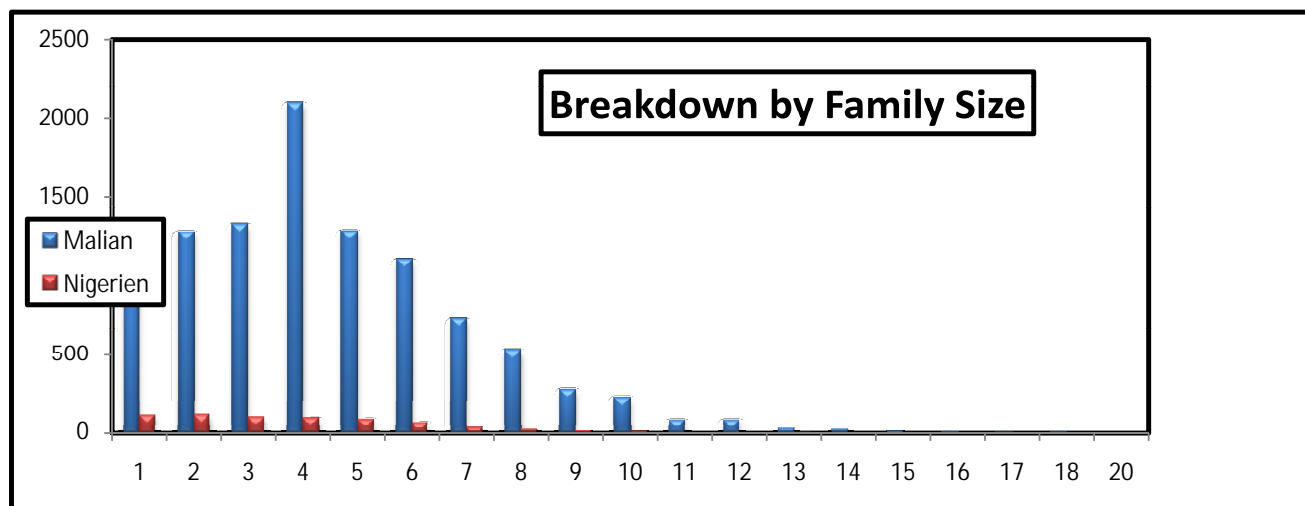
1. Registration progress

| | | Level 1 registration | | | | | | un-registered | | | | | |
|-------------|--------------|----------------------|-------|----------|------|-------|-------|---------------|------|----------|-----|-------|-------|
| | | Malian | | Nigerien | | Total | | Malian | | Nigerien | | Total | |
| | | HH | IND | HH | IND | HH | IND | HH | IND | HH | IND | HH | IND |
| AYOROU | GAOUEL | 530 | 2313 | 81 | 322 | 611 | 2635 | | | | | | |
| | INTADABDAB | 87 | 492 | 0 | 0 | 87 | 492 | | | | | | |
| | MBEIDOUN | 124 | 382 | 175 | 590 | 299 | 972 | | | | | | |
| | TABAREYBAREY | 1163 | 5164 | 12 | 55 | 1175 | 5219 | | | | | | |
| | TIBIRGALENE | 39 | 105 | 0 | 0 | 39 | 105 | | | | | | |
| OUALLAM | TINFAGAT | 224 | 678 | 0 | 0 | 224 | 678 | | | | | | |
| | BANIBANGOU | 41 | 128 | 0 | 0 | 41 | 128 | | | | | | |
| | CHINEGODRAR | 0 | 0 | 39 | 148 | 39 | 148 | | | | | | |
| ABALA | MANGAIZE | 818 | 3049 | 267 | 1015 | 1085 | 4064 | | | | | | |
| | ABALA | 2263 | 11815 | 54 | 261 | 2317 | 12076 | | | | | | |
| | KIZAMOU | 23 | 103 | 8 | 36 | 31 | 139 | | | | | | |
| | MIEL | 422 | 1268 | 28 | 120 | 450 | 1388 | | | | | | |
| TILLIA | TIGZEFAN | 702 | 2516 | 4 | 24 | 706 | 2540 | | | | | | |
| | AGANDO | 2392 | 12862 | 7 | 38 | 2399 | 12900 | | | | | | |
| NIAMEY | CHINWAREN | 435 | 2186 | 1 | 7 | 436 | 2193 | | | | | | |
| | NIAMEY | | | | | | | 994 | 6327 | | | 1033 | 6327 |
| TOTAL | | 9263 | 43061 | 676 | 2616 | 9939 | 45677 | 994 | 6327 | | | 1033 | 6327 |
| Grand total | | | | | | | | | | | | 10972 | 52004 |

2. Profile of the registered population

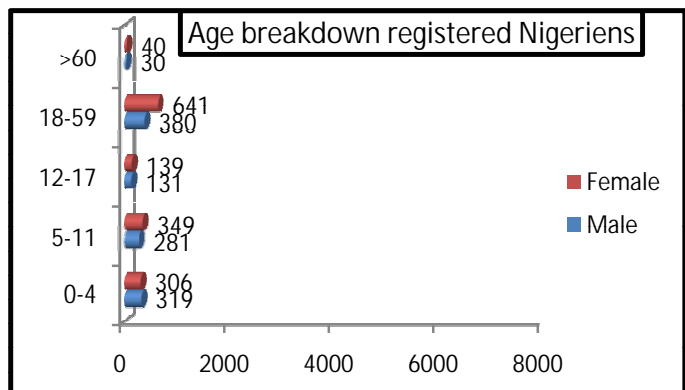
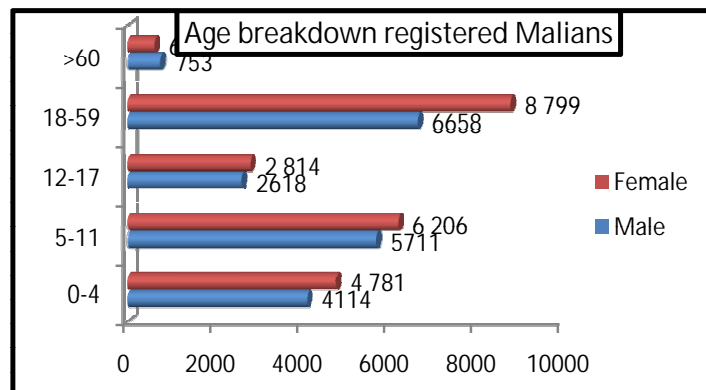
a. By family size

| Family Size | Malian | | Nigerien | | Grand Total | |
|-------------|--------|------|----------|------|-------------|------|
| 1 | 872 | 9% | 113 | 17% | 985 | 9% |
| 2 | 1279 | 13% | 117 | 18% | 1396 | 13% |
| 3 | 1324 | 13% | 101 | 15% | 1425 | 13% |
| 4 | 2099 | 21% | 94 | 14% | 2193 | 21% |
| 5 | 1284 | 13% | 85 | 13% | 1369 | 13% |
| 6 | 1101 | 11% | 63 | 10% | 1164 | 11% |
| 7 | 725 | 7% | 36 | 5% | 761 | 7% |
| 8 | 527 | 5% | 22 | 3% | 549 | 5% |
| 9 | 273 | 3% | 13 | 2% | 286 | 3% |
| 10 | 222 | 2% | 10 | 2% | 232 | 2% |
| 11 | 80 | 1% | | 0% | 80 | 1% |
| 12 | 80 | 1% | 1 | 0% | 81 | 1% |
| 13 | 28 | 0% | 2 | 0% | 30 | 0% |
| 14 | 22 | 0% | | 0% | 22 | 0% |
| 15 | 10 | 0% | | 0% | 10 | 0% |
| 16 | 5 | 0% | 1 | 0% | 6 | 0% |
| 17 | 3 | 0% | | 0% | 3 | 0% |
| 18 | 4 | 0% | | 0% | 4 | 0% |
| 20 | 1 | 0% | | 0% | 1 | 0% |
| Grand Total | 9939 | 100% | 658 | 100% | 10597 | 100% |



a. Age and gender Breakdown

| | | Malian | | | | | Nigerien | | | | |
|--------------|--------|--------|-------|-------|-------|------|----------|------|-------|-------|-----|
| | | 0-4 | 5-11 | 12-17 | 18-59 | >60 | 0-4 | 5-11 | 12-17 | 18-59 | >60 |
| ABALA | Male | 1186 | 1648 | 814 | 1684 | 157 | 30 | 34 | 17 | 22 | 1 |
| | Female | 1439 | 1785 | 791 | 2247 | 64 | 35 | 50 | 21 | 48 | 3 |
| | Total | 2625 | 3433 | 1605 | 3931 | 221 | 65 | 84 | 38 | 70 | 4 |
| AGANDO | Male | 944 | 1536 | 1066 | 2204 | 458 | 7 | 4 | 3 | 7 | 0 |
| | Female | 1215 | 1586 | 1164 | 2369 | 320 | 2 | 3 | 1 | 11 | 0 |
| | Total | 2159 | 3122 | 2230 | 4573 | 778 | 9 | 7 | 4 | 18 | 0 |
| BANIBANGOU | Male | 19 | 16 | 6 | 12 | 3 | 0 | 0 | 0 | 0 | 0 |
| | Female | 18 | 10 | 13 | 29 | 2 | 0 | 0 | 0 | 0 | 0 |
| | Total | 37 | 26 | 19 | 41 | 5 | 0 | 0 | 0 | 0 | 0 |
| CHINWAREN | Male | 195 | 255 | 141 | 408 | 19 | 1 | 1 | 0 | 1 | 0 |
| | Female | 220 | 325 | 154 | 453 | 16 | 0 | 3 | 0 | 1 | 0 |
| | Total | 415 | 580 | 295 | 861 | 35 | 1 | 4 | 0 | 2 | 0 |
| CHINEGODRAR | Male | 0 | 0 | 0 | 0 | 0 | 16 | 19 | 8 | 23 | 4 |
| | Female | 0 | 0 | 0 | 0 | 0 | 22 | 22 | 12 | 22 | 0 |
| | Total | 0 | 0 | 0 | 0 | 0 | 38 | 41 | 20 | 45 | 4 |
| GAOUEL | Male | 229 | 343 | 108 | 226 | 19 | 37 | 34 | 11 | 34 | 5 |
| | Female | 276 | 411 | 140 | 508 | 53 | 45 | 43 | 22 | 87 | 4 |
| | Total | 505 | 754 | 248 | 734 | 72 | 82 | 77 | 33 | 121 | 9 |
| INTADABDAB | Male | 68 | 60 | 22 | 51 | 3 | 0 | 0 | 0 | 0 | 0 |
| | Female | 60 | 93 | 36 | 96 | 3 | 0 | 0 | 0 | 0 | 0 |
| | Total | 128 | 153 | 58 | 147 | 6 | 0 | 0 | 0 | 0 | 0 |
| KAZIMOU | Male | 18 | 12 | 10 | 19 | 1 | 3 | 7 | 2 | 5 | 0 |
| | Female | 7 | 12 | 5 | 17 | 2 | 4 | 5 | 0 | 9 | 1 |
| | Total | 25 | 24 | 15 | 36 | 3 | 7 | 12 | 2 | 14 | 1 |
| MANGAIZE | Male | 358 | 423 | 136 | 375 | 37 | 141 | 97 | 40 | 145 | 11 |
| | Female | 391 | 413 | 148 | 723 | 45 | 132 | 142 | 47 | 243 | 17 |
| | Total | 749 | 836 | 284 | 1098 | 82 | 273 | 239 | 87 | 388 | 28 |
| MBEIDOUN | Male | 38 | 42 | 15 | 56 | 3 | 62 | 59 | 35 | 122 | 5 |
| | Female | 43 | 48 | 16 | 116 | 5 | 40 | 50 | 26 | 178 | 13 |
| | Total | 81 | 90 | 31 | 172 | 8 | 102 | 109 | 61 | 300 | 18 |
| MIEL | Male | 139 | 128 | 48 | 323 | 10 | 16 | 13 | 8 | 11 | 0 |
| | Female | 120 | 133 | 65 | 290 | 12 | 19 | 20 | 6 | 26 | 1 |
| | Total | 259 | 261 | 113 | 613 | 22 | 35 | 33 | 14 | 37 | 1 |
| TABAREYBAREY | Male | 564 | 859 | 138 | 692 | 23 | 3 | 8 | 6 | 9 | 3 |
| | Female | 591 | 950 | 171 | 1140 | 36 | 5 | 6 | 2 | 12 | 1 |
| | Total | 1155 | 1809 | 309 | 1832 | 59 | 8 | 14 | 8 | 21 | 4 |
| TIBIRGALENE | Male | 15 | 5 | 4 | 22 | 0 | 0 | 0 | 0 | 0 | 0 |
| | Female | 11 | 15 | 5 | 26 | 2 | 0 | 0 | 0 | 0 | 0 |
| | Total | 26 | 20 | 9 | 48 | 2 | 0 | 0 | 0 | 0 | 0 |
| TINFAGAT | Male | 54 | 127 | 22 | 104 | 3 | 0 | 0 | 0 | 0 | 0 |
| | Female | 64 | 108 | 31 | 157 | 8 | 0 | 0 | 0 | 0 | 0 |
| | Total | 118 | 235 | 53 | 261 | 11 | 0 | 0 | 0 | 0 | 0 |
| TIGZEFAN | Male | 287 | 257 | 88 | 482 | 17 | 3 | 5 | 1 | 1 | 1 |
| | Female | 326 | 317 | 75 | 628 | 39 | 2 | 5 | 2 | 4 | 0 |
| | Total | 613 | 574 | 163 | 1110 | 56 | 5 | 10 | 3 | 5 | 1 |
| TOTAL | Male | 4114 | 5711 | 2618 | 6658 | 753 | 319 | 281 | 131 | 380 | 30 |
| | Female | 4781 | 6206 | 2814 | 8799 | 607 | 306 | 349 | 139 | 641 | 40 |
| | Total | 8895 | 11917 | 5432 | 15457 | 1360 | 625 | 630 | 270 | 1021 | 70 |




b. By Place of habitual residence

| | Malian HH | | Nigerien HH | | Grand Total | |
|----------------|-----------|------|-------------|------|-------------|------|
| ANDERAMBOUKANE | 2026 | 22% | | 0% | 2026 | 20% |
| AGANDO | 1556 | 17% | 86 | 13% | 1642 | 17% |
| ANSONGO | 771 | 8% | 1 | 0% | 772 | 8% |
| DABAGA | 43 | 0% | 6 | 1% | 49 | 0% |
| FOUKOURATAN | 36 | 0% | 39 | 6% | 75 | 1% |
| GAO | 32 | 0% | | 0% | 32 | 0% |
| INCHI NANAN | 53 | 1% | | 0% | 53 | 1% |
| KAROU | 45 | 0% | 4 | 1% | 49 | 0% |
| KIDAL | 28 | 0% | 3 | 0% | 31 | 0% |
| LABEZANGA | 168 | 2% | 8 | 1% | 176 | 2% |
| MENAKA | 2193 | 24% | 166 | 25% | 2359 | 24% |
| OUATTAGOUNA | 478 | 5% | 30 | 4% | 508 | 5% |
| SIRIDAN | 25 | 0% | | 0% | 25 | 0% |
| SOUGAN | 28 | 0% | | 0% | 28 | 0% |
| TAMALAT | 697 | 8% | 2 | 0% | 699 | 7% |
| TAMAKAZA | 887 | 10% | 167 | 25% | 1054 | 11% |
| TINAHANA | 197 | 2% | | 0% | 197 | 2% |
| OTHERS | | 0% | 164 | 24% | 164 | 2% |
| Grand Total | 9263 | 100% | 676 | 100% | 9939 | 100% |

Place of Residence in CoO for Malian HH



Place of Residence in CoO for returning Nigerien HH



c. Arrival Trends

| Month | |
|-------------|-------|
| January | 4708 |
| February | 18578 |
| March | 8204 |
| April | 6443 |
| May | 3457 |
| June | 3240 |
| July | 912 |
| Grand Total | 45542 |

