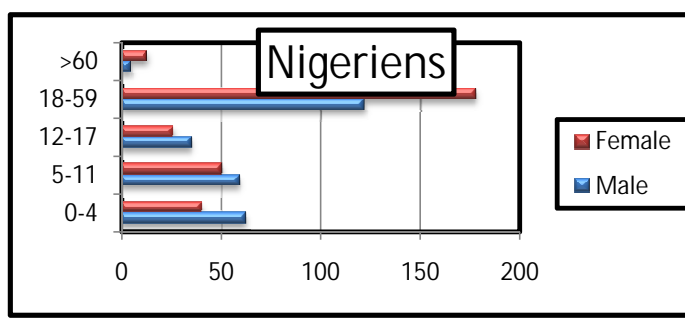
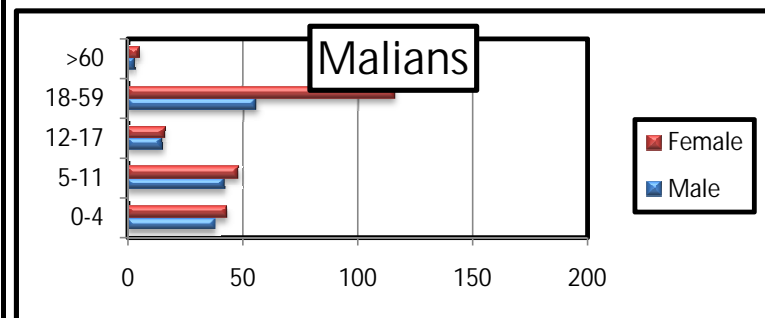


Profile of the registered population

	Level 1 registration					un-registered				
	Malian		Nigerien		Total	Malian		Nigerien		Total
MBEIDOUN	124	382	175	590	299	972				

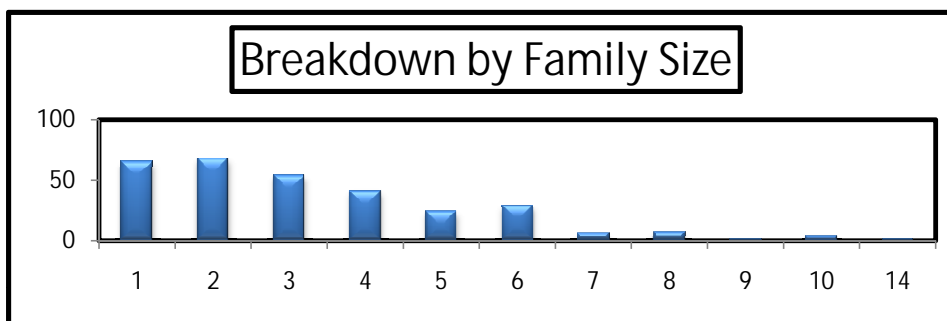
a. Age and gender Breakdown

		Malian					Nigerien				
		0-4	5-11	12-17	18-59	>60	0-4	5-11	12-17	18-59	>60
MBEIDOUN	Male	38	42	15	56	3	62	59	35	122	5
	Female	43	48	16	116	5	40	50	26	178	13
	Total	81	90	31	172	8	102	109	61	300	18



b. By family size

Size	Total HH	
1	65	22%
2	68	23%
3	54	18%
4	41	14%
5	24	8%
6	29	10%
7	6	2%
8	7	2%
9	1	0%
10	3	1%
14	1	0%
Grand Total	299	100%



b. By Place of habitual residence

	Malian HH		Nigerien HH		Grand Total	
TAMAKAZA	35	28%	92	53%	127	42%
OUATTAGOUNA	48	39%	28	16%	76	25%
KAROU	16	13%	4	2%	20	7%
OTHERS	25	20%	51	29%	76	25%
Grand Total	124	100%	175	100%	299	100%

