

# Burundian Refugees in Rwanda

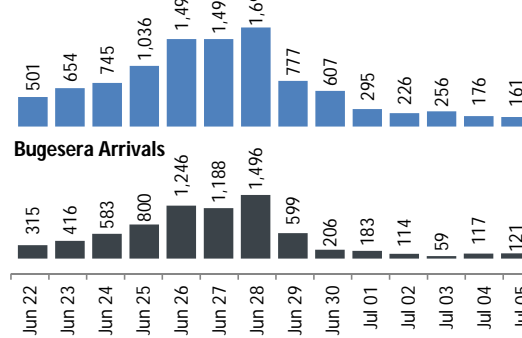
## Daily Statistics

Registered on 05 July 2015

Kigali	-
Mahama	-
Nyagatare	-
<b>Total</b>	<b>-</b>

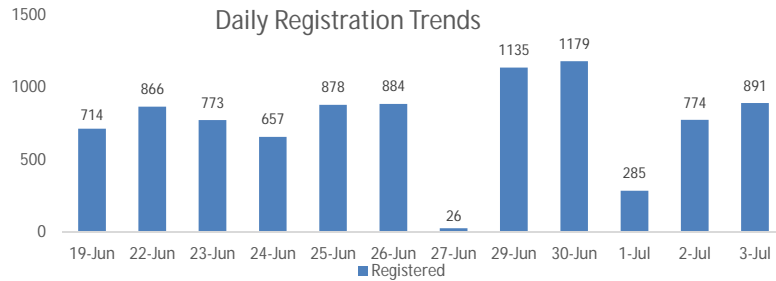
Camp / Reception Centre Population		
Bugesera*	12,621	3,871
Nyanza*	877	219
Nyagatare**	590	238
Mahama**	29,504	12,171
Kigali	19,121	7,114
Districts	17	
<b>Total</b>	<b>62,730</b>	<b>23,613</b>

Total Arrivals



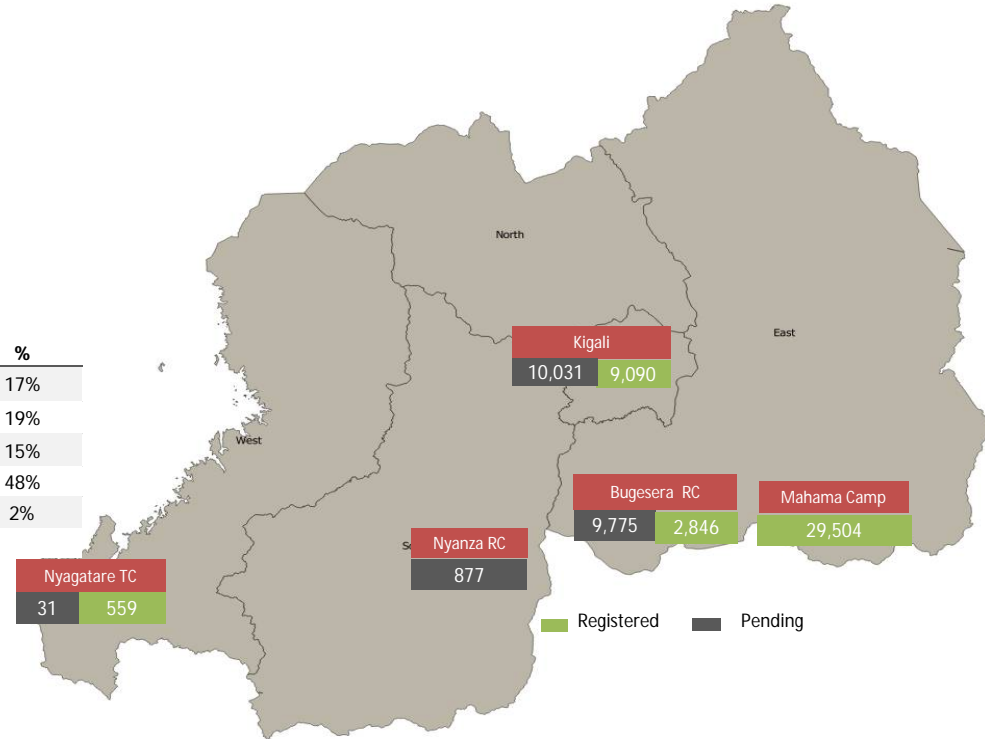
<b>62,730</b>	<b>Total</b>
<b>41,999</b>	<b>Registered</b>
<b>20,731</b>	<b>Pending</b>

Nyanza Arrivals :5 Rusizi Arrivals: 1 Mahama Arrivals: 22  
17 individuals pending transportation from districts to reception centers.



## Breakdown of Registered Population

Area of Origin	Age Cohort	Female	Male	Total	%
Bubanza	0 - 4 years	3,463	3,566	7,029	17%
Bujumbura	5 - 11 years	3,923	3,967	7,890	19%
Mwaro	12 - 17 years	3,060	3,274	6,334	15%
Cibitoke	18 - 59 years	10,595	9,399	19,994	48%
Karuzi	60 + years	511	241	752	2%
Kayanza	<b>Total</b>	<b>21,552</b>	<b>20,447</b>	<b>41,999</b>	
Kirundo					
Muyinga					
Ngozi					
Others					
<b>Total</b>					



\*Source: MIDIMAR Camp Manager

\*\* Figures represent where individuals were registered but not necessarily their current physical location.

Individuals pending in Bugesera have undergone level 1 biometric registration

Statistics can be downloaded daily from <http://data.unhcr.org/burundi/country.php?id=182>