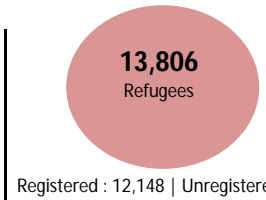
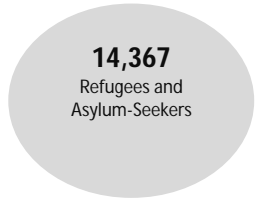


## Total

Pre 01 January 2015

Post 01 January 2015



Registered : 12,148 | Unregistered: 938 \*

## Key Statistics for (Post 01 January 2015)



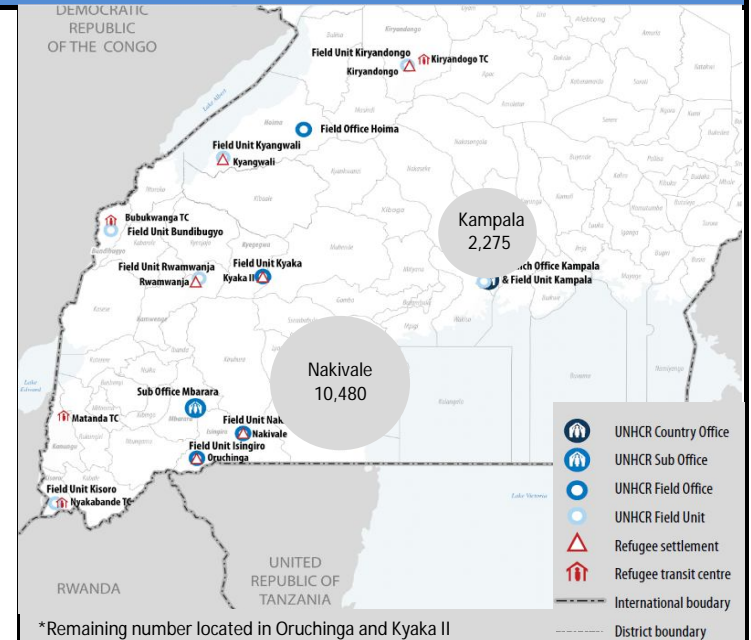
**52 %**  
of the population are  
**Children <18**  
7,179 individuals



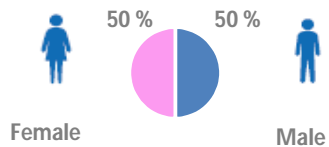
**75 %**  
of the population are  
**Women and Children**  
10,355 individuals



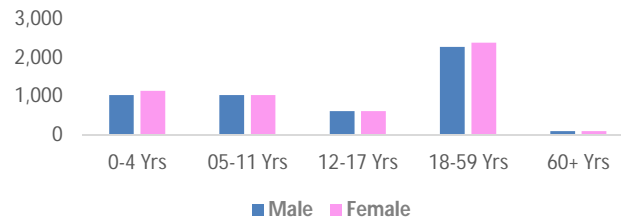
**02 %**  
of the population are  
**Elderly**  
2,761 individuals



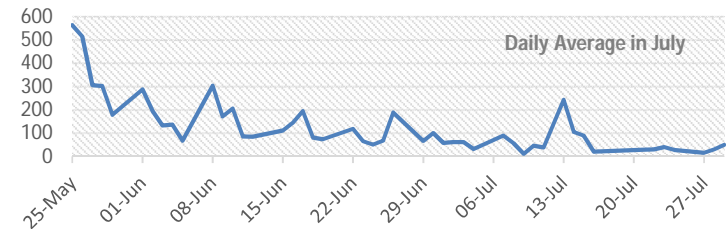
\*Remaining number located in Oruchinga and Kyaka II



## Age and Gender Breakdown



## Daily trend of new arrivals since late end May 2015



\* Registered : person of concern who went through level 1/ level 2 registration with government , \* Unregistered : new arrivals pending registration

\* Source : Government (OPM) , Refugee Information Management System (RIMS)

For inquiries, please email: [Jaber@unhcr.org](mailto:Jaber@unhcr.org) | Assoc. Information Management Officer | portal : <http://data.unhcr.org/burundi/regional.php>

Print Date 31/07/2015 14:04