



## On 12-Oct-2015

454	Inds Arrived (new) in Country
549	Inds Biometrically Registered
364	Inds Reg'd (Household Level)

## Burundians (Influx) in Camp/TC/RC

		
Nyarugusu Camp	99,415	33,624
Nduta Camp	4,745	629
Lumasi TC	322	126
Kagunga/Other RC	-	-
<b>Total</b>	<b>104,482</b>	<b>34,379</b>

322 Individuals are in RC/TC Pending Relocation to Camp

## Areas of Origin (Biometric Reg)


Origin Country	Province	Female	Male	Total	%
Burundi	Makamba	27,373	25,878	53,251	52%
	Bururi	5,969	5,913	11,882	12%
	Rutana	3,658	3,753	7,411	7%
	Muyinga	2,903	2,543	5,446	5%
	Ruyigi	3,321	3,501	6,822	7%
	Bujumbura Mairie	1,431	1,651	3,082	3%
	Bujumbura Rural	1,280	1,209	2,489	2%
	Gitega	964	1,402	2,366	2%
	Kirundo	1,126	1,089	2,215	2%
	Karuzi	728	1,240	1,968	2%
	Cankuzo	826	837	1,663	2%
	Ngozi	452	429	881	1%
	Cibitoke	242	243	485	0%
	Bubanza	189	219	408	0%
	Kayanza	181	193	374	0%
	Muramvya	136	170	306	0%
	Mwaro	69	83	152	0%
Congo DR	Sud Kivu (ADM1)	637	700	1,337	1%
	Nord Kivu	18	25	43	0%
	Katanga	7	8	15	0%
	Kasai Oriental	0	3	3	0%
	Bas Congo	1	1	2	0%
	Kinshasha	0	1	1	0%
Rwanda	Butare	7	0	7	0%
	Kibungo	0	1	1	0%
<b>Total</b>		<b>51,518</b>	<b>51,092</b>	<b>102,610</b>	<b>100%</b>

## Age & Gender Breakdown (Biometric Reg)

Age Cohort	Female	Male	Total	%
0-4 Yrs	9,924	10,046	19,970	19.0%
5-11 Yrs	11,671	11,730	23,401	23.6%
12-17 rs	8,500	8,529	17,029	17.4%
18-59 Yrs	20,204	19,869	40,073	37.7%
=>60 Yrs	1,219	918	2,137	2.1%
<b>Total</b>	<b>51,518</b>	<b>51,092</b>	<b>102,610</b>	
	50.2%	49.8%		

## Pop of Concern in Camps

Origin	Pre-Influx	Influx	Total	%
Burundi	3,338	104,160	107,498	62.8%
Congo (DR)	62,203	1,401	63,604	37.1%
Rwanda	83	8	91	0.1%
Uganda	18		18	0.0%
Sudan	9		9	0.0%
Kenya	8		8	0.0%
Others	63		63	0.0%
<b>Total</b>	<b>65,722</b>	<b>105,569</b>	<b>171,291</b>	



105,569

**Total**  
(Arrivals in Camp)

102,610

**Registered**  
(Biometrics)

2,959

**Pending**  
(Biometrics)

166,546

**Nyarugusu Pop**  
(Pre-Influx + Influx)

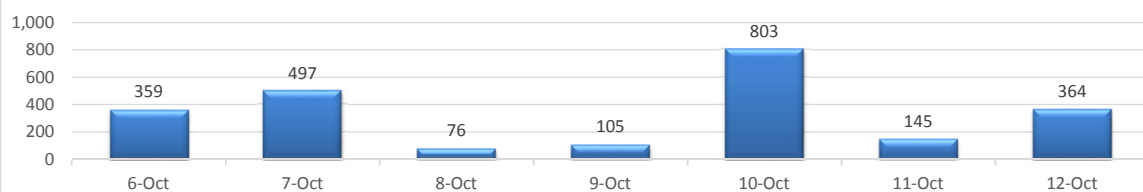
4,745

**Nduta Camp Pop**  
(Influx)

171,291

**Total Pop**  
(Nduta & Nyarugusu)

## Arrivals in Camp (last 7 days)



## Arrivals in Camp by Week

