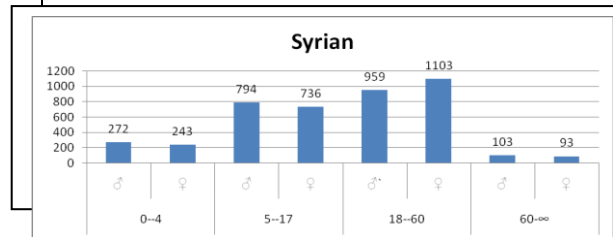


CARITAS Refugee office - Syrian medical Profile

	CARITAS files	Medical file
Numbers	1444	321
Persons	4303	920

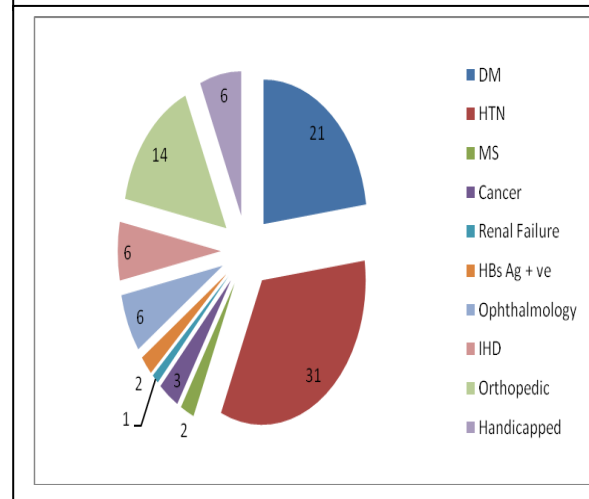
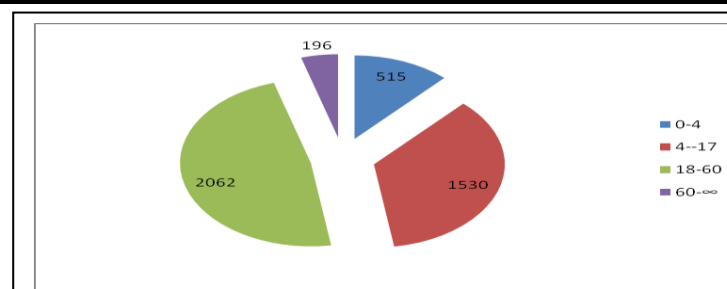
Syrian Refugees Distribution by Age group and by sex

Age \ Sex	0-4		5-17		18-60		60-∞		Total	
	♂	♀	♂	♀	♂	♀	♂	♀	♂	♀
Syrian	272	243	794	736	959	1103	103	93	2128	2175
Total	515		1530		2062		196		4303	



Number of chronic Syrian Refugees attendants

Main disease	Number
Diabetes Mellitus	21
Hypertension	31
Multiple Sclerosis	2
Cancer	3
Renal Failure	1
HBs Ag + ve	2
Ophthalmology	6
Ischemic Heart Disease	6
Orthopedic	14
Persons living with disabilities	6
	1 Down syndrome
	4 Motor disability
Total	92
	1 visual disability



Syrian Distribution according to residence

Residence	Total
Great Cairo	
6-October	1587
El Obour City	103
Faisal	193
Heliopolis	74
Other districts	612

Governorates	
Great Cairo	2569
Alexandria	1424
Damietta	232
Other Governorates	78
Total	4303

