



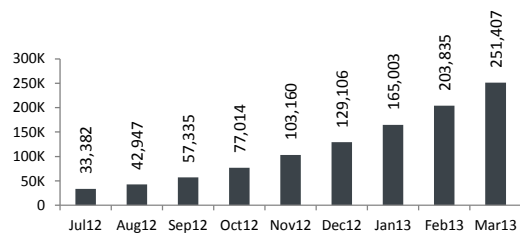
Registered (Mar 22 - Mar 28)		
Beirut & Mt Leb	3,229	
North	3,720	
Bekaa	4,345	
South	1,282	
Total	12,576	

	396,931	Total
	251,407	Registered
	145,524	Awaiting

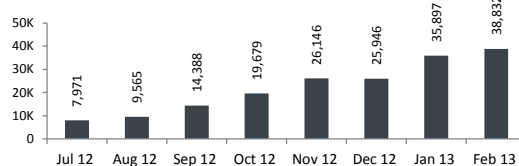
	Total waiting	Average waiting days
Beirut & Mt Leb	43,225	35
North	24,442	25
Bekaa	40,667	32
South	37,190	89
Total	145,524	46


UNHCR Registered

■ Total Active Syrians (as of the end of each month)



■ Syrians Registration by Month



Place of Origin		
Homs	88,749	39.3%
Idleb	40,136	15.0%
Aleppo	34,638	12.4%
Rural Damascus	27,805	11.8%
Hama	18,619	6.9%
Dar'a	10,568	3.5%
Damascus	7,391	1.5%
Ar-raqqa	3,852	1.0%
Deir-ez-zor	3,099	1.0%
Al-hasakeh	1,985	0.6%
Lattakia	1,292	0.6%
Tartous	521	0.2%
Quneitra	137	0.0%
As-sweida	47	0.0%
Others, n/a	12,568	6.1%

Distribution of Syrians in Lebanon

 Persons Households % Total

Beirut	7,389	👤	Beirut	7,389	1,954	2.9%
	1,954	👤👤				
Mount Lebanon	18,357	👤	El Meten	3,386	980	1.3%
	4,364	👤👤	Baabda	6,146	1,397	2.4%
			Kesrwane	796	226	0.3%
			Chouf	4,514	938	1.8%
			Aley	3,262	752	1.3%
			Jbeil	253	71	0.1%
North	110,204	👤	Akkar	41,919	9,667	16.7%
	25,635	👤👤	Tripoli	31,652	7,628	12.6%
			El Minieh-Deni	21,632	4,930	8.6%
			El Koura	6,299	1,469	2.5%
			El Batroun	3,634	804	1.4%
			Zgharta	4,674	1,047	1.9%
		Bcharre	394	90	0.2%	
Bekaa	95,457	👤	Zahle	42,588	8,739	16.9%
	20,018	👤👤	Baalbek	29,993	6,457	11.9%
			West Bekaa	16,826	3,540	6.7%
			Rachaya	3,348	701	1.3%
		El Hermel	2,702	581	1.1%	
South	20,000	👤	Sour	4,206	873	1.7%
	4,250	👤👤	Saida	10,304	2,201	4.1%
			Marjaayoun	454	99	0.2%
			Jezzine	206	47	0.1%
			El Nabatieh	3,814	807	1.5%
			Hasbaya	48	11	0.0%
		Bent Jbeil	968	212	0.4%	
Total Lebanon	251,407	👤				
	56,221	👤👤				

Age & Gender

Age	0-4	5-11	12-17	18-59	60+	Total	
Female	24,672	24,352	15,787	59,923	3,690	128,424	51.1%
Male	25,600	25,828	16,546	52,086	2,923	122,983	48.9%
Total	50,272	50,180	32,333	112,009	6,613	251,407	100.0%
	20.0%	20.0%	12.9%	44.6%	2.6%		

