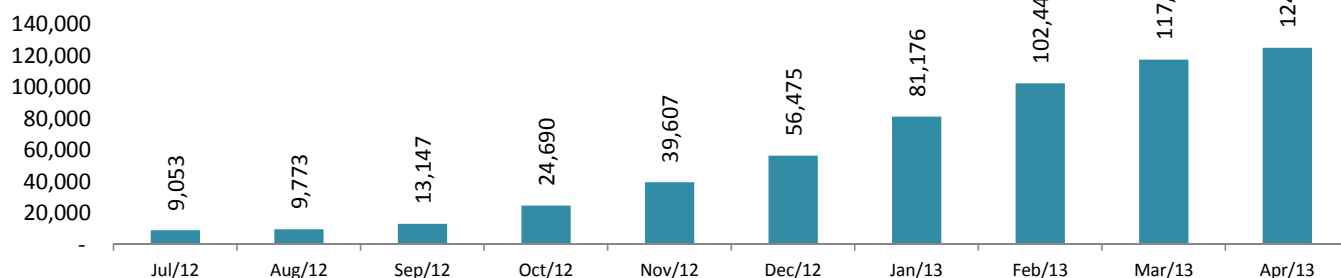


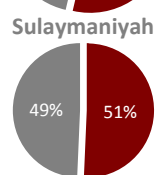
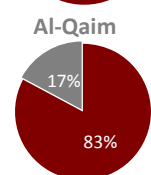
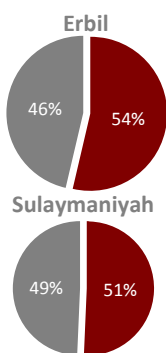
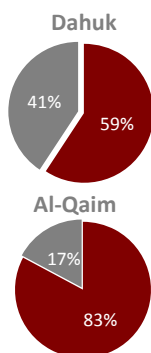
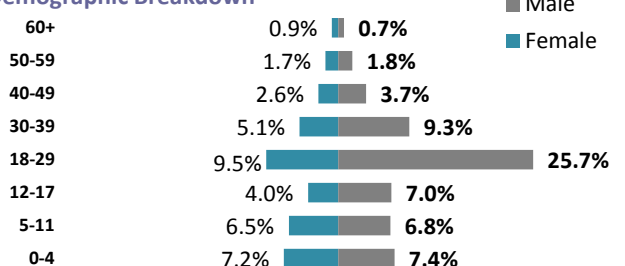
UNHCR Registered

■ Total Active Syrians (as of the end of each month)



Demographic profile based on 124,922 proGres registered persons

Demographic Breakdown

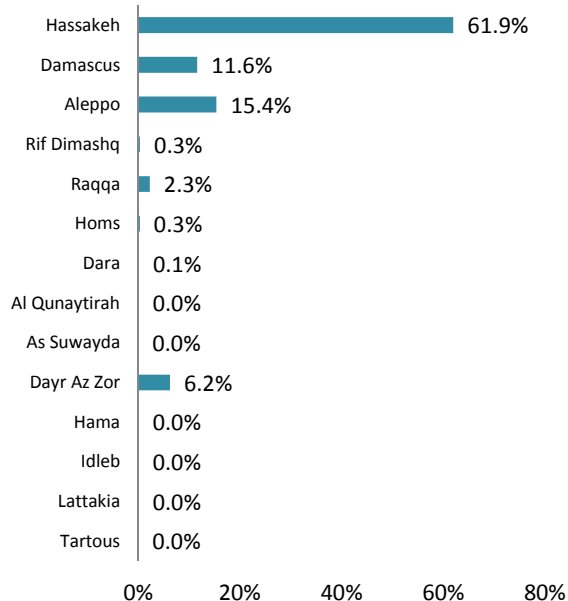


■ Women and Children
■ Adult Males

Localisation of the Registration



Place of origin



Governorate Persons House holds % Total

Governorate	Persons	House holds	% Total
Dahuk*	82,511	32,895	66.1%
Erbil	26,100	12,265	20.9%
Sulaymaniah	8,972	4,753	7.2%
Anbar	7,217	1,746	5.8%
Other	122	64	0.1%
Total Iraq	124,922	51,723	100.0%

* Includes Syrians registered in Domiz Camp

Camps Persons House holds

Camps	Persons	House holds
Domiz**	73,995	28,536
Al-Qaim Camp1	1,772	398
Al-Qaim Camp2	2,545	553

** Note that this figure reflects the number of refugees registered in Domiz Camp. However, a substantial number of refugees relocated out of the camp. The camp population is estimated to be 35,000.