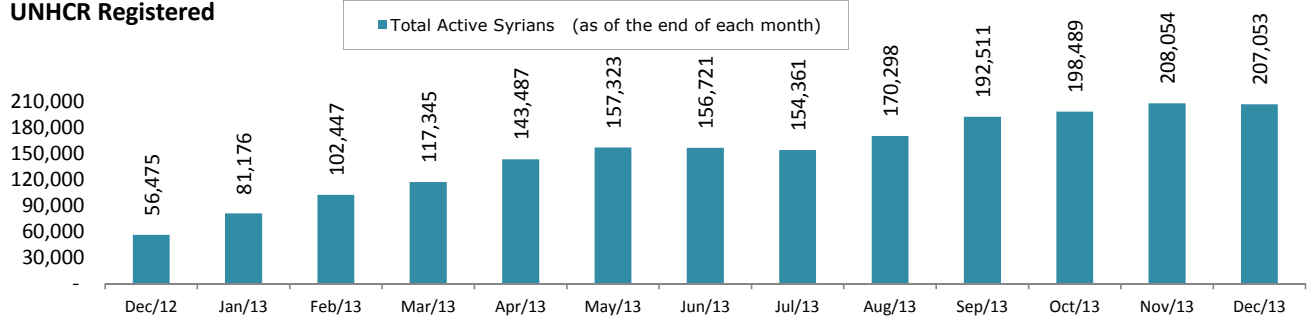
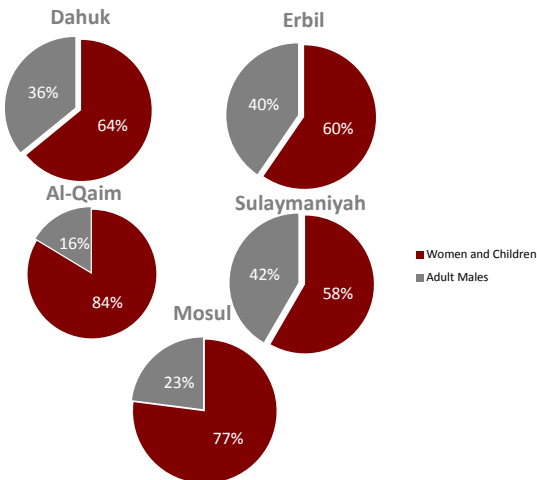
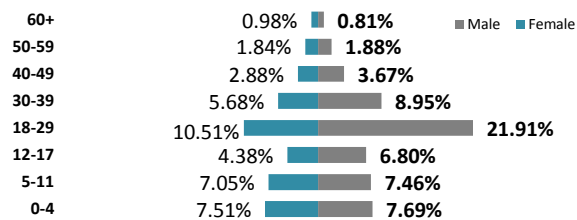


### UNHCR Registered

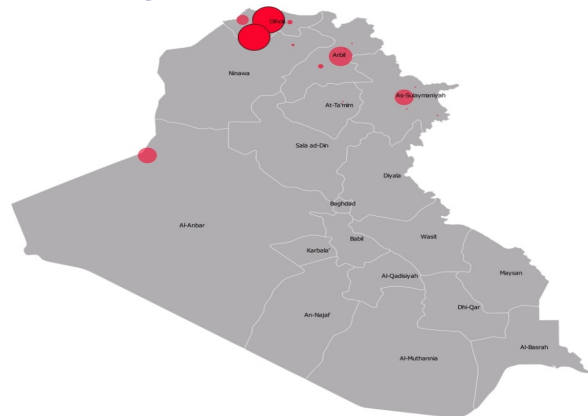


This profile is based on **172,738** proGres registered persons  
and **34,315** level 1 registration (new camps population)  
The total is **207,053** individuals

### Demographic Breakdown



### Location of the Registration

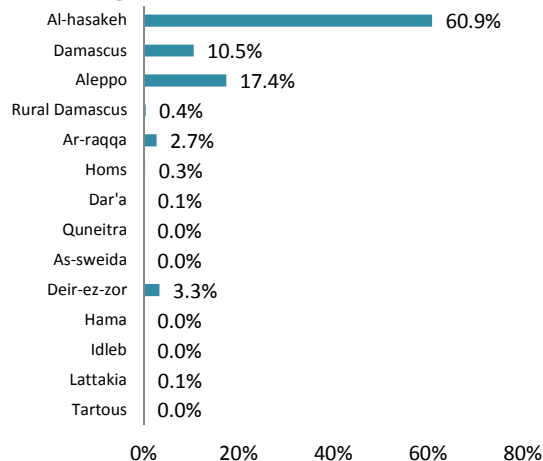


Governorate	Persons	Households	% Total
Dahuk*	104,269	35,869	50.4%
Erbil	75,101	26,753	36.3%
Sulaymaniah	21,484	9,131	10.4%
Anbar	5,054	1,269	2.4%
Mosul	281	78	0.1%
Other	864	347	0.4%
<b>Total Iraq</b>	<b>207,053</b>	<b>73,447</b>	<b>100.0%</b>

\* Includes Syrians registered in Domiz Camp

\*\* Only age and gender break down, name of the head of household, and vulnerabilities are captured

### Place of origin



Camps	Persons	House holds
<b>Domiz**</b>	45,000	10,000
<b>Al-Obaidi Camp</b>	1,925	406
<b>Kawergosk Camp</b>	13,009	3,559
<b>Darashakran Camp</b>	6,040	1,166
<b>Qushtapa Camp</b>	3,601	804
<b>Arbat Camp</b>	2,703	814
<b>Akre</b>	2,560	813
<b>Basirma Camp</b>	3,033	725
<b>Gawilan</b>	2,810	834
<b>Total</b>	<b>80,681</b>	<b>19,121</b>

\*\* 86,796 Syrians are registered at Domiz camp, however the camp population is estimated to be approximately 45,000.