



Weekly statistics

External

Registered (Dec. 27 - Jan. 02) 

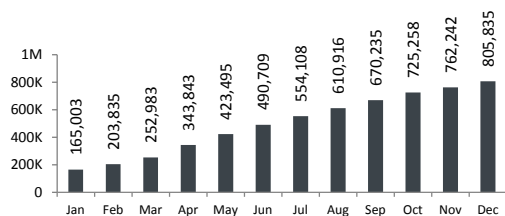
Beirut & Mt. Leb.	2,853
North	1,389
Bekaa	1,971
South	1,043
Total	7,256

	860,160	Total
	807,940	Registered
	52,220	Awaiting

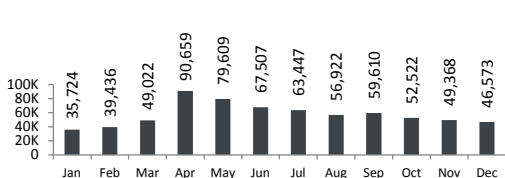
	Total awaiting	Average waiting period
Beirut & Mt. Leb.	34,690	35
North	10,271	21
Bekaa	5,551	9
South	1,708	9
Total	52,220	29

UNHCR Registered

■ Total Active Syrians (as of the end of each month) in 2013



■ Syrians Registration by Month in 2013



Place of Origin

Place of Origin	Number	% Total
Homs	201,261	24.9%
Aleppo	143,207	17.7%
Idleb	117,157	14.5%
Rural Damascus	99,332	12.3%
Hama	58,901	7.3%
Dar'a	52,457	6.5%
Damascus	40,265	5.0%
Ar-raqqa	28,884	3.6%
Al-hasakeh	18,590	2.3%
Deir-ez-zor	13,226	1.6%
Quneitra	3,409	0.4%
Lattakia	3,214	0.4%
Tartous	2,384	0.3%
As-sweida	346	0.0%
Others, n/a	25,307	3.1%

Distribution of Syrians in Lebanon

Persons Households % Total

Region	Persons	Households	% Total
Beirut	21,475	5,824	2.7%
Mount Lebanon	167,198	40,285	
El Meten	34,130	9,436	4.2%
Baabda	53,363	12,483	6.6%
Kesrwane	6,390	1,787	0.8%
Chouf	37,081	8,122	4.6%
Aley	34,119	7,863	4.2%
Jbeil	2,115	594	0.3%
North	240,194	58,927	
Akkar	91,458	22,280	11.3%
Tripoli	59,675	15,510	7.4%
El Minieh-Denr	49,327	11,834	6.1%
El Koura	13,568	3,305	1.7%
El Batroun	13,492	3,051	1.7%
Zgharta	10,767	2,522	1.3%
Bcharre	1,907	425	0.2%
Bekaa	275,389	57,530	
Zahle	129,375	26,633	16.0%
Baalbek	82,888	17,689	10.3%
West Bekaa	48,737	10,186	6.0%
Rachaya	9,345	1,974	1.2%
El Hermel	5,044	1,048	0.6%
Sour	25,313	5,666	3.1%
Saida	39,084	8,449	4.8%
Marjaayoun	5,023	1,057	0.6%
Jezzine	2,050	452	0.3%
El Nabatieh	22,439	4,850	2.8%
Hasbaya	3,625	856	0.4%
Bent Jbeil	6,150	1,305	0.8%
Total Lebanon	807,940	185,201	

* Number of villages in Lebanon hosting Syrians is 1,608

Age & Gender

Age	0-4	5-11	12-17	18-59	60+	Total	% Total
Female	76,896	81,435	49,675	195,973	11,876	415,855	51.5%
Male	80,377	86,154	51,338	164,938	9,278	392,085	48.5%
Total	157,273	167,589	101,013	360,911	21,154	807,940	100.0%
	19.5%	20.7%	12.5%	44.7%	2.6%		

