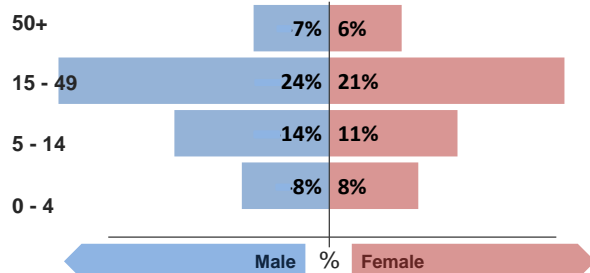


Refugee population

Total refugee population in **reporting camps**:**22,650** §

Demographic breakdown:



Darashakran **Kawergosk**
Qushtapa

Key facts

Estimated total population living in Erbil camps:

25,683 §

* Camps reporting health data:

Kawergosk
Qushtapa
Darashakran

Population:

Syrian refugees

§ Source of population data:

Estimates from UNHCR
registration

Indicators at a glance

	Indicator	Standard
1	Health utilisation rate	7.3
2	Number of consultations per clinician per day	66
3	Proportion of first time antenatal visits made < 1st trimester	N/A
4	Measles vaccination rate	N/A
5	Full vaccination rate	N/A
6	Crude Mortality Rate (CMR) (/1000/month)	0.0
7	Under-five Mortality Rate (U5MR) (/1000/month)	0.0
8	Neonatal Mortality Rate (NNMR) (/1000 livebirths)	0.0

Notes

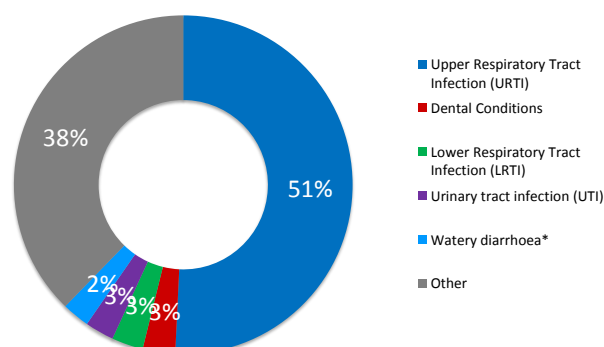
This public health profile for Erbil camps is compiled from health data obtained from reporting agencies. Data is collected using standardised Health Information System (HIS) data collection and reporting tools and aims to be as accurate as possible.

Agencies reporting:

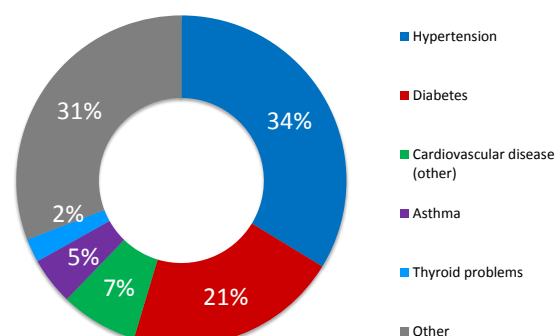
MSF**DOH - Erbil**

Morbidity

Acute health conditions (%)



Chronic health conditions (%)



Top 5 acute health conditions

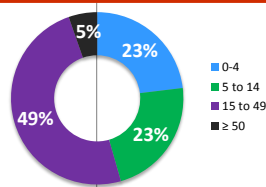
	% morbidity	# of cases
1 Upper Respiratory Tract Infection (URTI)	51%	1,504
2 Dental Conditions	3%	92
3 Lower Respiratory Tract Infection (LRTI)	3%	89
4 Urinary tract infection (UTI)	3%	82
5 Watery diarrhoea*	3%	78
- Other	38%	1,118

Top 5 chronic health conditions

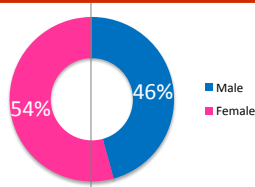
	% morbidity	# of cases
1 Hypertension	34%	58
2 Diabetes	21%	36
3 Cardiovascular disease (other)	8%	13
4 Asthma	5%	8
5 Thyroid problems	2%	4
- Other	31%	53

Breakdown of acute health conditions

by age

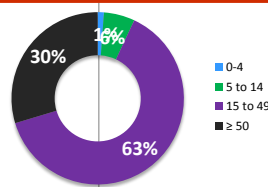


by gender

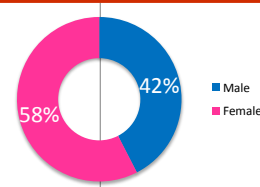


Breakdown of chronic health conditions

by age



by gender



Public Health

Health Impact

Indicator	Standard
Crude Mortality Rate (CMR) (/1000/month)	0.0 < 1.5
Under-five Mortality Rate (U5MR) (/1000/month)	0.0 < 3.0
Neonatal Mortality Rate (NNMR) (/1000 livebirths)	0.0 < 40

Access and utilization

No. of health facilities	1.0	1 : < 10,000
Total number of consultations	3,186	
Health utilisation rate	7.3	1 - 4
No. of consultations per trained clinician per day	66	< 50

Reproductive health

Proportion of first time antenatal visits made < 1st trimester	N/A	≥ 90%
--	-----	-------

Outbreak Alert and Response

Indicator	Standard
Number of outbreaks reported	0
% of outbreaks investigated within 48 hours	N/A 100%

Laboratory

Number of laboratory samples	0
------------------------------	---

Immunization

Measles vaccination rate	N/A	> 95%
Full vaccination rate	N/A	> 95%
Program drop-out rate	N/A	< 10%
Vaccine wastage rate	N/A	< 8%

Sexual and gender-based violence

Incidence of reported rape	0.0
----------------------------	-----

Top 3 Mental health conditions

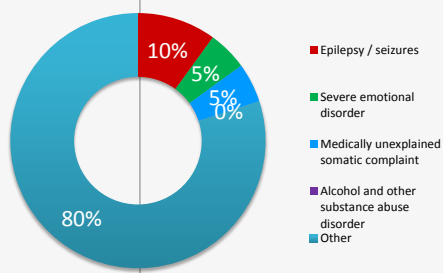
	% morbidity	# of cases
1 Epilepsy / seizures	10%	2
2 Severe emotional disorder	5%	1
3 Medically unexplained somatic complaint	5%	1
- Other	80%	16

Top 3 injuries

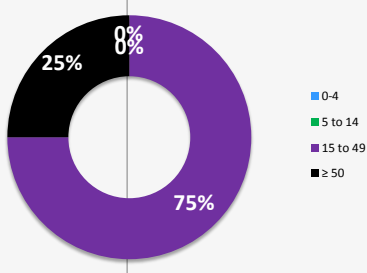
	% morbidity	# of cases
1 Burns	45%	14
2 Injury (unintentional)	35%	11
3 Injury (intentional)	3%	1
- Other	16%	5

Breakdown of mental health conditions

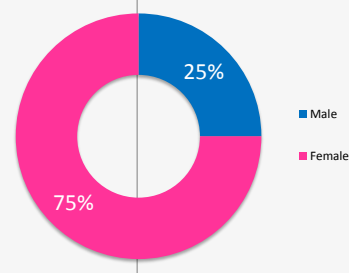
By cause



By age

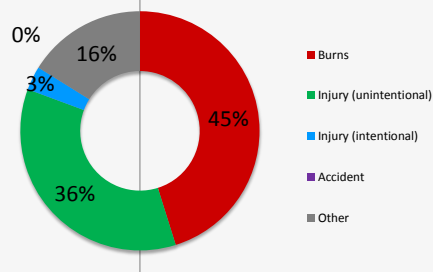


By gender

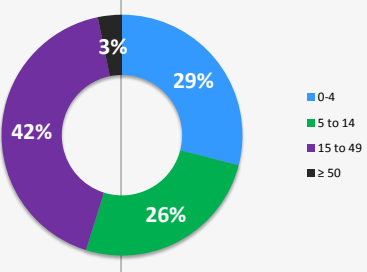


Breakdown of injuries

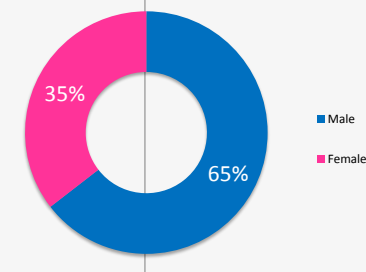
By cause



By age



By gender



We gratefully acknowledge the support of the following agencies:



View interactive maps and statistics online
<http://twine.unhcr.org>

