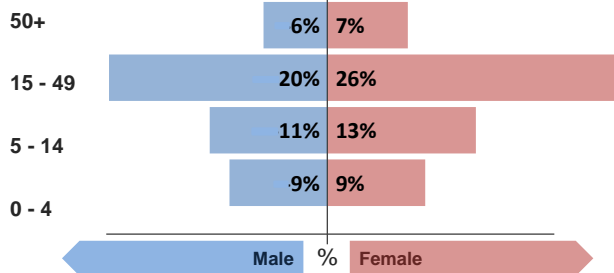


## Refugee population

Total refugee population:

**2810** \*

Demographic breakdown:



## Gawilan camp

## Key facts

Camp opened:  
**September 2013**Planned capacity:  
**10,000**Area:  
**1.15 Km sq**Population:  
**Syrian refugees, majority from Qamishli**\* Source of population data:  
**Estimates from UNHCR registration**

## Indicators at a glance

	Indicator	Standard
1	Health utilisation rate	6.9
2	Number of consultations per clinician per day	31
3	Proportion of first time antenatal visits made < 1st trimester	50%
4	Measles vaccination rate	N/A
5	Full vaccination rate	N/A
6	Crude Mortality Rate (CMR) (/1000/month)	0.0
7	Under-five Mortality Rate (U5MR) (/1000/month)	0.0
8	Neonatal Mortality Rate (NNMR) (/1000 livebirths)	0.0

## Notes

## HIGHLIGHTS THIS WEEK

Health facility utilisation rate reported at 4.9, slightly above expected range.

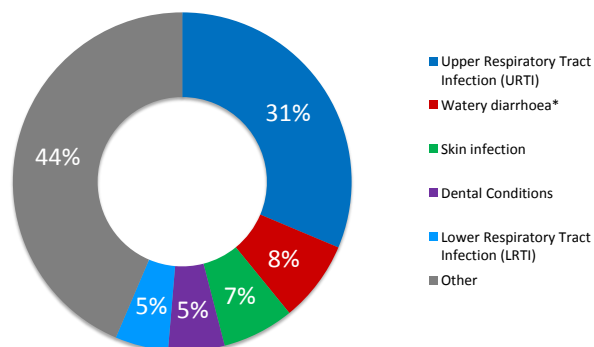
This public health profile for Gawilan refugee camp is compiled from health data obtained from reporting agencies. Data is collected using standardised Health Information System (HIS) data collection and reporting tools and aims to be as accurate as possible.

Agencies reporting:

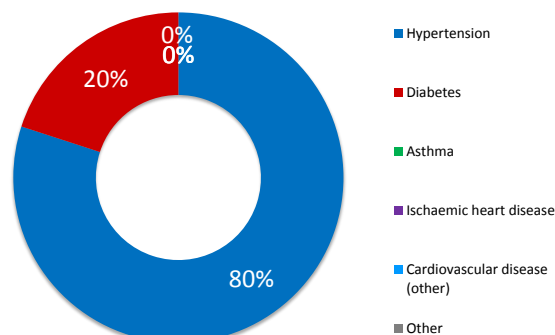
**PU-AMI  
DOH - Dohuk**

## Morbidity

## Acute health conditions (%)



## Chronic health conditions (%)



## Top 5 acute health conditions

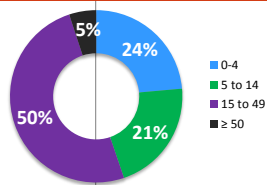
	% morbidity	# of cases
1 Upper Respiratory Tract Infection (URTI)	31%	105
2 Watery diarrhoea*	8%	26
3 Skin infection	7%	23
4 Dental Conditions	5%	18
5 Lower Respiratory Tract Infection (LRTI)	5%	17
- Other	44%	146

## Top 5 chronic health conditions

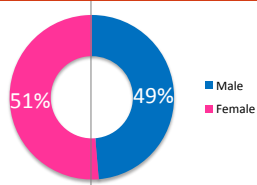
	% morbidity	# of cases
1 Hypertension	80%	8
2 Diabetes	20%	2
3 Asthma	0%	0
4 Ischaemic heart disease	0%	0
5 Cardiovascular disease (other)	0%	0
- Other	0%	0

## Breakdown of acute health conditions

## by age

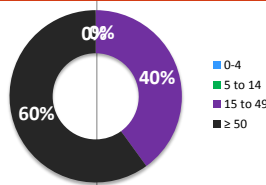


## by gender

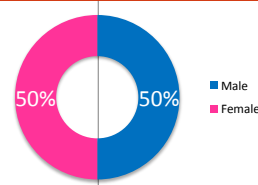


## Breakdown of chronic health conditions

## by age



## by gender



## Public Health

### Health Impact

Indicator	Standard
Crude Mortality Rate (CMR) (/1000/month)	0.0 < 1.5
Under-five Mortality Rate (U5MR) (/1000/month)	0.0 < 3.0
Neonatal Mortality Rate (NNMR) (/1000 livebirths)	0.0 < 40

### Access and utilization

No. of health facilities	1.0	1 : < 10,000
Total number of consultations	372	
Health utilisation rate	6.9	1 - 4
No. of consultations per trained clinician per day	31	< 50

### Reproductive health

Proportion of first time antenatal visits made < 1st trimester	50%	≥ 90%
--	-----	-------

### Outbreak Alert and Response

Indicator	Standard
Number of outbreaks reported	0
% of outbreaks investigated within 48 hours	100%

### Laboratory

Number of laboratory samples	26
------------------------------	----

### Immunization

Measles vaccination rate	N/A	> 95%
Full vaccination rate	N/A	> 95%
Program drop-out rate	N/A	< 10%
Vaccine wastage rate	N/A	< 8%

### Sexual and gender-based violence

Incidence of reported rape	0.0
----------------------------	-----

## Top 3 Mental health conditions

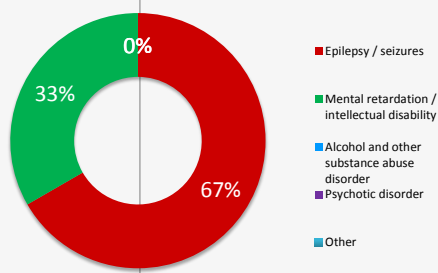
	% morbidity	# of cases
1 Epilepsy / seizures	67%	2
2 Mental retardation / intellectual disability	33%	1
3 Alcohol and other substance abuse disorder	0%	0
- Other	0%	0

## Top 3 injuries

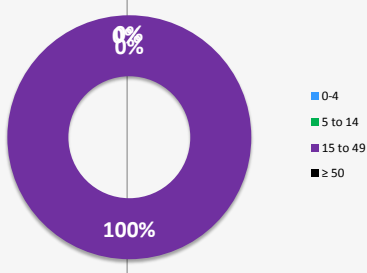
	% morbidity	# of cases
1 Burns	58%	14
2 Injury (unintentional)	42%	10
3 Injury (intentional)	0%	0
- Other	0%	0

## Breakdown of mental health conditions

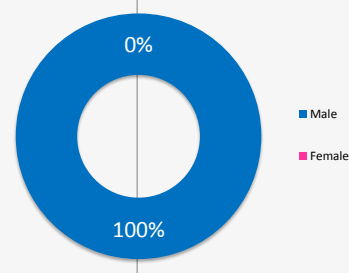
### By cause



### By age

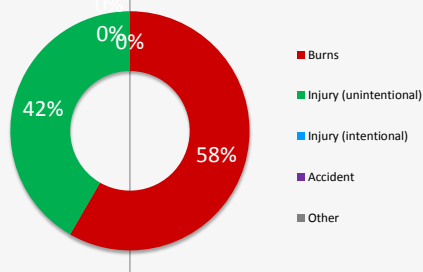


### By gender

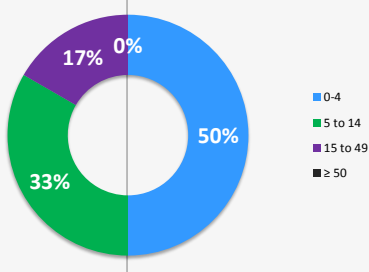


## Breakdown of injuries

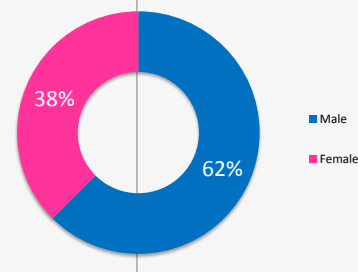
### By cause



### By age



### By gender



We gratefully acknowledge the support of the following agencies:



View interactive maps and statistics online  
<http://twine.unhcr.org>

