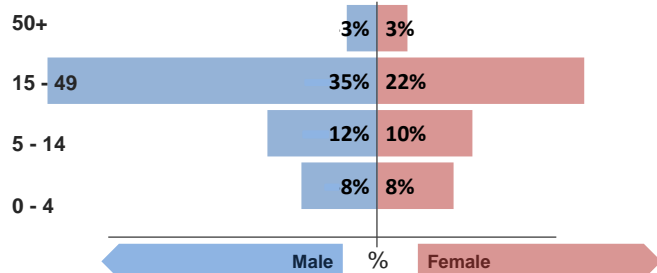


Refugee population

Total refugee population in **reporting camps**:**47,810** §

Demographic breakdown:



Key facts

Estimated total population living in Duhok camps:

50,765 §

*Camps reporting health data:

**Domiz
Gawilan**Population:
Syrian refugees§ Source of population data:
Estimates from UNHCR data

Indicators at a glance

	Indicator	Standard
1	Health utilisation rate	2.7
2	Number of consultations per clinician per day	52
3	Proportion of first time antenatal visits made < 1st trimester	N/A
4	Measles vaccination rate	N/A
5	Full vaccination rate	N/A
6	Crude Mortality Rate (CMR) (/1000/month)	0.0
7	Under-five Mortality Rate (U5MR) (/1000/month)	0.0
8	Neonatal Mortality Rate (NNMR) (/1000 livebirths)	0.0

Notes

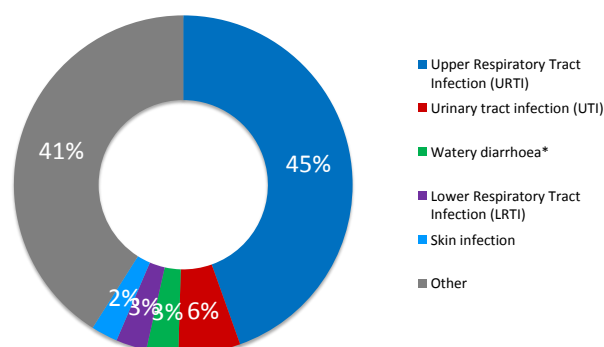
This public health profile for Duhok camps is compiled from health data obtained from reporting agencies. Data is collected using standardised Health Information System (HIS) data collection and reporting tools and aims to be as accurate as possible.

Agencies reporting:

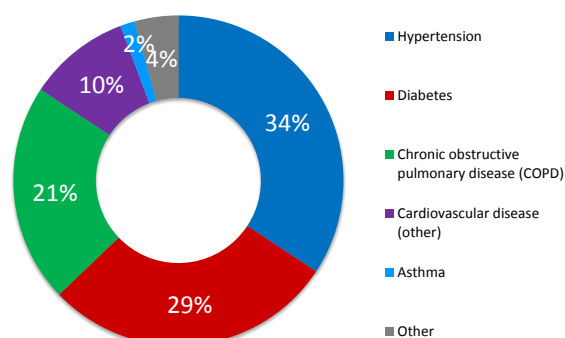
DOH-Duhok**MSF****PU-AMI**

Morbidity

Acute health conditions (%)



Chronic health conditions (%)



Top 5 acute health conditions

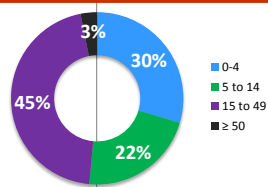
	% morbidity	# of cases
1 Upper Respiratory Tract Infection (URTI)	45%	805
2 Urinary tract infection (UTI)	6%	107
3 Watery diarrhoea*	3%	55
4 Lower Respiratory Tract Infection (LRTI)	3%	53
5 Skin infection	3%	46
- Other	41%	741

Top 5 chronic health conditions

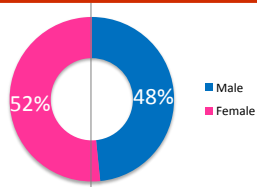
	% morbidity	# of cases
1 Hypertension	34%	24
2 Diabetes	29%	20
3 Chronic obstructive pulmonary disease (COPD)	21%	15
4 Cardiovascular disease (other)	10%	7
5 Asthma	1%	1
- Other	4%	3

Breakdown of acute health conditions

by age

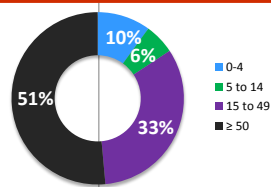


by gender

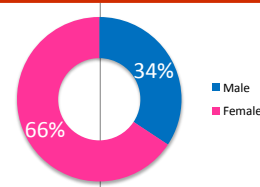


Breakdown of chronic health conditions

by age



by gender



Public Health

Health Impact

Indicator	Standard
Crude Mortality Rate (CMR) (/1000/month)	0.0 < 1.5
Under-five Mortality Rate (U5MR) (/1000/month)	0.0 < 3.0
Neonatal Mortality Rate (NNMR) (/1000 livebirths)	0.0 < 40

Access and utilization

No. of health facilities	1.0	1 : < 10,000
Total number of consultations	2,443	
Health utilisation rate	2.7	1 - 4
No. of consultations per trained clinician per day	52	< 50

Reproductive health

Proportion of first time antenatal visits made < 1st trimester	N/A	≥ 90%
--	-----	-------

Outbreak Alert and Response

Indicator	Standard
Number of outbreaks reported	0
% of outbreaks investigated within 48 hours	N/A 100%

Laboratory

Number of laboratory samples	151
------------------------------	-----

Immunization

Measles vaccination rate	N/A	> 95%
Full vaccination rate	N/A	> 95%
Program drop-out rate	N/A	< 10%
Vaccine wastage rate	N/A	< 8%

Sexual and gender-based violence

Incidence of reported rape	0.0
----------------------------	-----

Top 3 Mental health conditions

	% morbidity	# of cases
1 Epilepsy / seizures	0%	0
2 Alcohol and other substance abuse disorder	0%	0
3 Psychotic disorder	0%	0
- Other	0%	0

Top 3 injuries

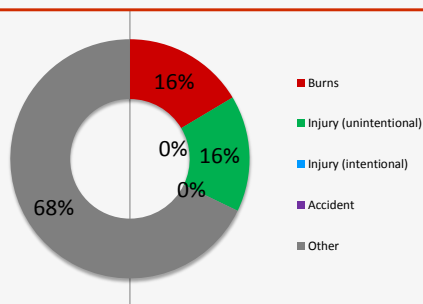
	% morbidity	# of cases
1 Burns	16%	93
2 Injury (unintentional)	16%	89
3 Injury (intentional)	0%	0
- Other	68%	384

Breakdown of mental health conditions

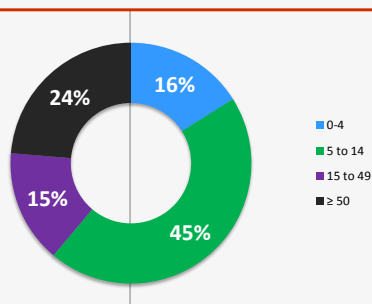
NO MENTAL HEALTH CONDITION REPORTED THIS WEEK

Breakdown of injuries

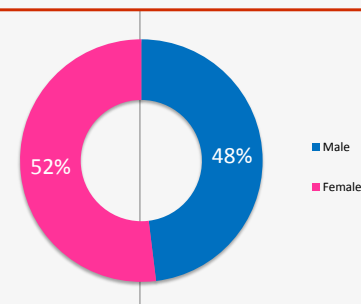
By cause



By age



By gender



We gratefully acknowledge the support of the following agencies:



View interactive maps and statistics online
<http://twine.unhcr.org>

