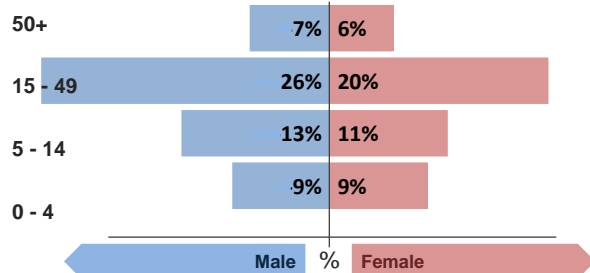


Refugee population

Total refugee population: **2810** *

Demographic breakdown:



Gawilan camp



Key facts

Camp opened:
September 2013Planned capacity:
10,000Area:
1.15 Km sqPopulation:
Syrian refugees, majority from Qamishli* Source of population data:
Estimates from UNHCR registration

Indicators at a glance

	Indicator	Standard
1	Health utilisation rate	9.5
2	Number of consultations per clinician per day	43
3	Proportion of first time antenatal visits made < 1st trimester	75%
4	Measles vaccination rate	N/A
5	Full vaccination rate	N/A
6	Crude Mortality Rate (CMR) (/1000/month)	0.0
7	Under-five Mortality Rate (U5MR) (/1000/month)	0.0
8	Neonatal Mortality Rate (NNMR) (/1000 livebirths)	0.0

Notes

HIGHLIGHTS THIS WEEK

Health facility utilisation rate reported at 9.5, above expected range.

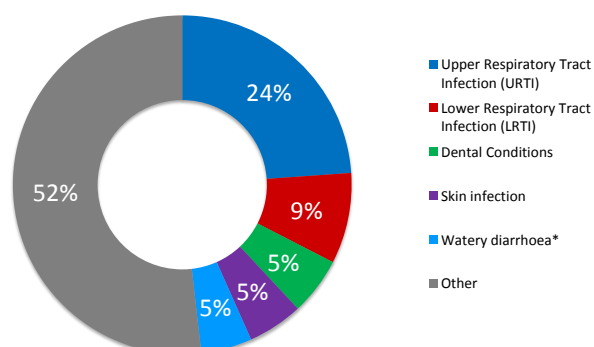
This public health profile for Gawilan refugee camp is compiled from health data obtained from reporting agencies. Data is collected using standardised Health Information System (HIS) data collection and reporting tools and aims to be as accurate as possible.

Agencies reporting:

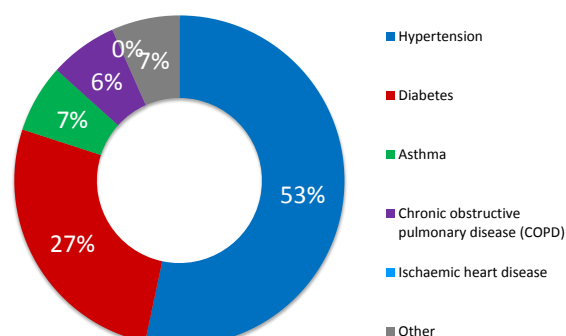
PU-AMI
DOH - Dohuk

Morbidity

Acute health conditions (%)



Chronic health conditions (%)



Top 5 acute health conditions

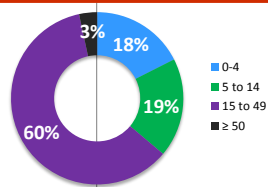
	% morbidity	# of cases
1 Upper Respiratory Tract Infection (URTI)	24%	113
2 Lower Respiratory Tract Infection (LRTI)	9%	41
3 Dental Conditions	5%	26
4 Skin infection	5%	25
5 Watery diarrhoea*	5%	23
- Other	52%	245

Top 5 chronic health conditions

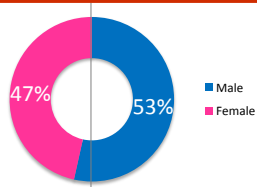
	% morbidity	# of cases
1 Hypertension	53%	8
2 Diabetes	27%	4
3 Asthma	7%	1
4 Chronic obstructive pulmonary disease (COPD)	7%	1
5 Ischaemic heart disease	0%	0
- Other	7%	1

Breakdown of acute health conditions

by age

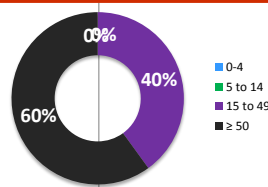


by gender

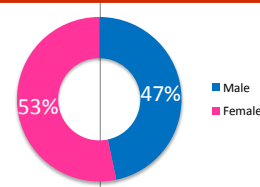


Breakdown of chronic health conditions

by age



by gender



Public Health

Health Impact

Indicator	Standard
Crude Mortality Rate (CMR) (/1000/month)	0.0 < 1.5
Under-five Mortality Rate (U5MR) (/1000/month)	0.0 < 3.0
Neonatal Mortality Rate (NNMR) (/1000 livebirths)	0.0 < 40

Access and utilization

No. of health facilities	1.0	1 : < 10,000
Total number of consultations	512	
Health utilisation rate	9.5	1 - 4
No. of consultations per trained clinician per day	43	< 50

Reproductive health

Proportion of first time antenatal visits made < 1st trimester	75%	≥ 90%
--	-----	-------

Outbreak Alert and Response

Number of outbreaks reported	0	
% of outbreaks investigated within 48 hours		100%

Laboratory

Number of laboratory samples	12	
------------------------------	----	--

Immunization

Measles vaccination rate	N/A	> 95%
Full vaccination rate	N/A	> 95%
Program drop-out rate	N/A	< 10%
Vaccine wastage rate	N/A	< 8%

Sexual and gender-based violence

Incidence of reported rape	0.0	
----------------------------	-----	--

Top 3 Mental health conditions

	% morbidity	# of cases
1 Epilepsy / seizures	0%	0
2 Alcohol and other substance abuse disorder	0%	0
3 Psychotic disorder	0%	0
- Other	0%	0

Top 3 injuries

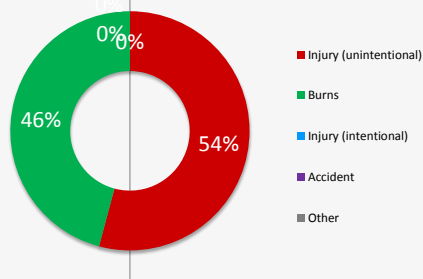
	% morbidity	# of cases
1 Injury (unintentional)	54%	13
2 Burns	46%	11
3 Injury (intentional)	0%	0
- Other	0%	0

Breakdown of mental health conditions

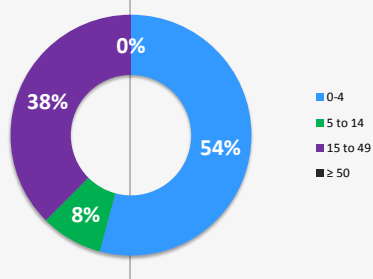
NO MENTAL HEALTH CONDITION REPORTED THIS WEEK

Breakdown of injuries

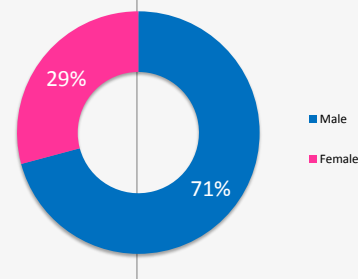
By cause



By age



By gender



We gratefully acknowledge the support of the following agencies:



View interactive maps and statistics online
<http://twine.unhcr.org>

