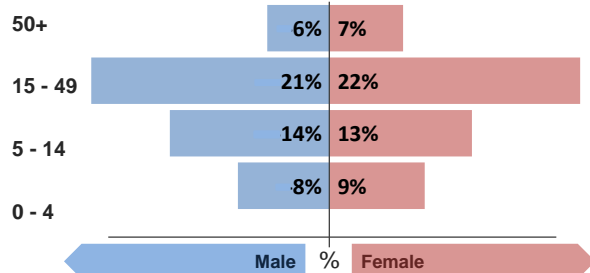


## Refugee population

Total refugee population:

3,601 \*

Demographic breakdown:



## Qushtapa camp

## Key facts

Camp opened:  
**August 2013**Planned capacity:  
**7,860**Area:  
**0.43 Km sqr**Population:  
**Syrian refugees, majority from Qamishli, Diralok and Hassaka**\* Source of population data:  
**Estimates from UNHCR registration**

## Indicators at a glance

	Indicator	Standard
1	Health utilisation rate	3.9
2	Number of consultations per clinician per day	45
3	Proportion of first time antenatal visits made < 1st trimester	N/A
4	Measles vaccination rate	N/A
5	Full vaccination rate	N/A
6	Crude Mortality Rate (CMR) (/1000/month)	0.0
7	Under-five Mortality Rate (U5MR) (/1000/month)	0.0
8	Neonatal Mortality Rate (NNMR) (/1000 livebirths)	0.0

## Notes

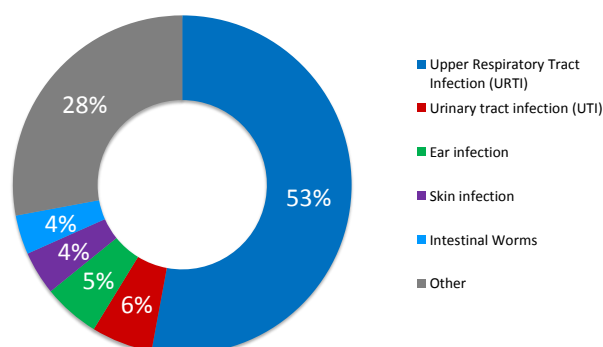
This public health profile for Qushtapa refugee camp is compiled from health data obtained from reporting agencies. Data is collected using standardised Health Information System (HIS) data collection and reporting tools and aims to be as accurate as possible.

Agencies reporting:

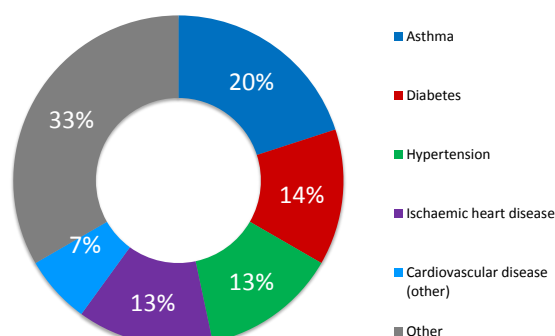
**MSF**

## Morbidity

## Acute health conditions (%)



## Chronic health conditions (%)



## Top 5 acute health conditions

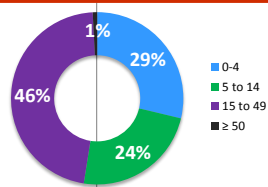
	% morbidity	# of cases
1 Upper Respiratory Tract Infection (URTI)	53%	127
2 Urinary tract infection (UTI)	6%	14
3 Ear infection	5%	13
4 Skin infection	4%	10
5 Intestinal Worms	4%	9
- Other	28%	67

## Top 5 chronic health conditions

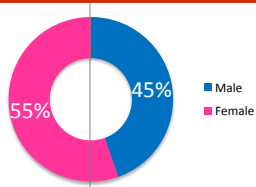
	% morbidity	# of cases
1 Asthma	20%	3
2 Diabetes	13%	2
3 Hypertension	13%	2
4 Ischaemic heart disease	13%	2
5 Cardiovascular disease (other)	7%	1
- Other	33%	5

## Breakdown of acute health conditions

## by age

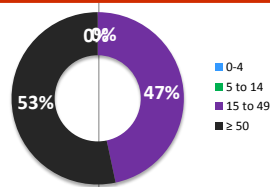


## by gender

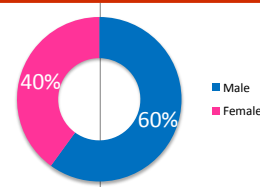


## Breakdown of chronic health conditions

## by age



## by gender



## Public Health

### Health Impact

Indicator	Standard
Crude Mortality Rate (CMR) (/1000/month)	0.0 < 1.5
Under-five Mortality Rate (U5MR) (/1000/month)	0.0 < 3.0
Neonatal Mortality Rate (NNMR) (/1000 livebirths)	0.0 < 40

### Access and utilization

No. of health facilities	1.0	1 : < 10,000
Total number of consultations	268	
Health utilisation rate	3.9	1 - 4
No. of consultations per trained clinician per day	45	< 50

### Reproductive health

Proportion of first time antenatal visits made < 1st trimester	N/A	≥ 90%
--	-----	-------

### Outbreak Alert and Response

Indicator	Standard
Number of outbreaks reported	0
% of outbreaks investigated within 48 hours	100%

### Laboratory

Number of laboratory samples	0
------------------------------	---

### Immunization

Measles vaccination rate	N/A	> 95%
Full vaccination rate	N/A	> 95%
Program drop-out rate	N/A	< 10%
Vaccine wastage rate	N/A	< 8%

### Sexual and gender-based violence

Incidence of reported rape	0.0
----------------------------	-----

## Top 3 Mental health conditions

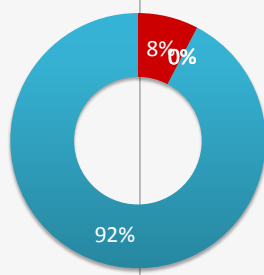
	% morbidity	# of cases
1 Medically unexplained somatic complaint	8%	1
2 Epilepsy / seizures	0%	0
3 Alcohol and other substance abuse disorder	0%	0
- Other	92%	12

## Top 3 injuries

	% morbidity	# of cases
1 Injury (intentional)	0%	0
2 Injury (unintentional)	0%	0
3 Burns	0%	0
- Other	0%	0

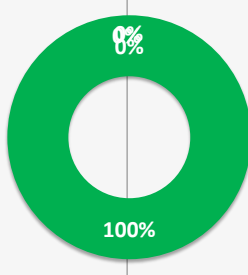
## Breakdown of mental health conditions

### By cause



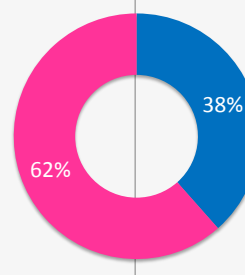
- Medically unexplained somatic complaint
- Epilepsy / seizures
- Alcohol and other substance abuse disorder
- Psychotic disorder
- Other

### By age



- 0-4
- 5 to 14
- 15 to 49
- ≥ 50

### By gender



- Male
- Female

## Breakdown of injuries

NO INJURIES REPORTED THIS WEEK

We gratefully acknowledge the support of the following agencies:



View interactive maps and statistics online  
<http://twine.unhcr.org>

