

Middle East Polio Technical Bulletin

EMR: Egypt, Iraq, Jordan, Lebanon, Syria, West Bank and Gaza Strip
EUR: Turkey

Data in WHO as of 07 January 2013 (Week 2) – No.4

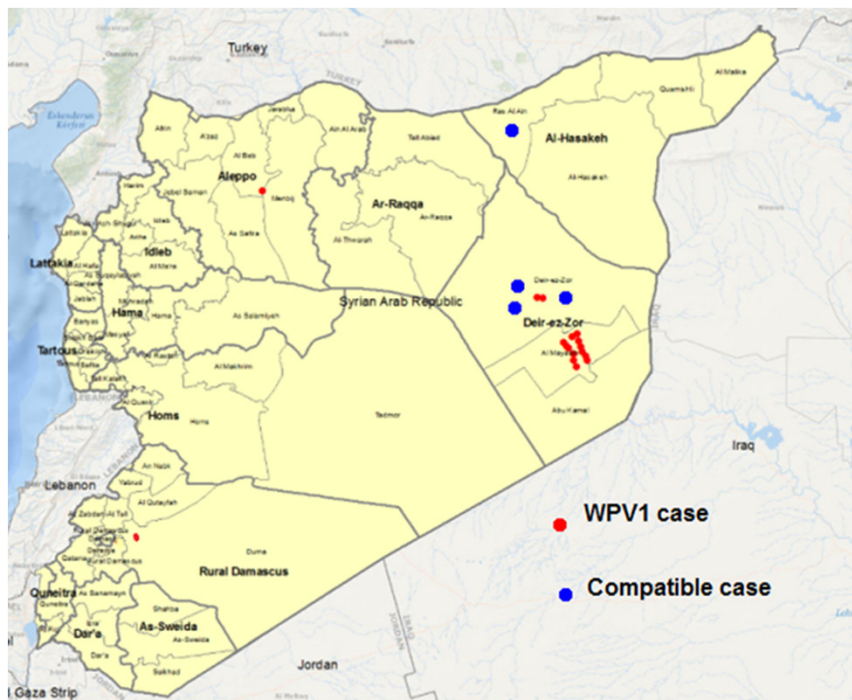


Situation Update

As of 13 January 2014:

The total number of confirmed wild poliovirus cases in the Syrian Arab Republic remains at 17. There were no new cases reported since the last technical bulletin. No other wild poliovirus cases have been reported from other countries in the region.

Frequent population movements with less than optimal routine immunization coverage and AFP surveillance indicators continue to present a risk for further international spread of wild poliovirus. To mitigate this risk, additional supplementary immunization activities have been planned for 2014. Last week, supplementary immunization activities were completed in the Syrian Arab Republic and the West Bank & Gaza Strip. Additional, coordinated immunization activities are planned in Iraq, Jordan, Lebanon and Turkey for the end of January.



New cases – Summary:

New cases this week:

none

Location / Date of onset:

none

Outbreak – Summary:

Total number of cases:

17 (in Syria)

Most recent case:

Deir-Al-Zour, Mayadeen /
08-Oct-13

Index case:

Aleppo, Fardous /
14-Jul-13

Duration of outbreak:

12 weeks

Extent of outbreak:

3 governorates / 3 districts (in
Syria)

SIA – Summary:

Number of SIAs since Index case:

3 (3 NIDs)

Number of SIAs since last case:

3 (3 NIDs)

Summary information

as of 07 January 2014

AFP case information, 2013

No AFP case with onset in 2014 reported yet.

	Syria				Egypt		Iraq		Jordan		Lebanon		West Bank and Gaza Strip		Turkey	
	WPV cases		NP AFP cases		NP AFP cases		NP AFP cases		NP AFP cases		NP AFP cases		NP AFP cases		NP AFP cases	
Age	Nb	%	Nb	%	Nb	%	Nb	%	Nb	%	Nb	%	Nb	%	Nb	%
0-5 months	0	0%	5	4%	27	3%	19	4%	2	6%	1	3%	0	0%	4	2%
6-23 months	13	76%	39	29%	374	38%	116	27%	5	15%	4	12%	11	29%	28	13%
24-59 months	3	18%	34	25%	347	35%	172	40%	15	45%	16	48%	12	32%	67	30%
60-119 months	1	6%	38	28%	188	19%	92	21%	6	18%	8	24%	6	16%	59	27%
120-179 months	0	0%	15	11%	61	6%	36	8%	4	12%	4	12%	9	24%	59	27%
180+ months	0	0%	4	3%	0	0%	0	0%	1	3%	0	0%	0	0%	3	1%
TOTAL	17		135		997		435		33		33		38		220	
Vaccination status																
0 Dose	9	53%	17	13%	0	0%	5	1%	0	0%	2	6%	0	0%	19	9%
1-2 Doses	6	35%	14	10%	17	2%	25	6%	0	0%	2	6%	0	0%	74	34%
3 Doses	1	6%	10	7%	13	1%	42	10%	1	3%	5	15%	0	0%	9	4%
4+ Doses	1	6%	88	65%	958	96%	339	78%	23	70%	19	58%	37	97%	118	54%
Unknown	0	0%	6	4%	9	1%	24	6%	9	27%	5	15%	1	3%	0	0%
TOTAL	17		135		997		435		33		33		38		220	
Gender																
M	10	59%	75	56%	574	58%	254	58%	21	64%	28	85%	15	39%	131	60%
F	7	41%	60	44%	423	42%	181	42%	12	36%	5	15%	23	61%	89	40%
TOTAL	17		135		997		435		33		33		38		220	

Surveillance indicators, 2010-2013

Country / Territory	Year	AFP cases reported	Non-polio AFP rate	AFP cases with adequate specimens (%)
Egypt	2010	1151	4.5	95
	2011	1023	4.0	93
	2012	1022	3.9	92
	2013	997	3.1	91
Iraq	2010	489	4.0	87
	2011	530	4.3	89
	2012	467	3.8	90
	2013	435	3.0	84
Jordan	2010	40	1.8	95
	2011	30	1.4	97
	2012	34	1.5	85
	2013	33	1.4	89
Lebanon	2010	19	1.7	47
	2011	22	2.0	45
	2012	24	2.2	50
	2013	33	3.0	40
Syrian Arab Republic	2010	194	2.6	95
	2011	168	2.3	93
	2012	109	1.4	84
	2013	152	1.3	70
Turkey	2010	215	1.1	74
	2011	196	1.0	81
	2012	172	0.9	81
	2013	220	1.0	74
West Bank and Gaza Strip	2010	15	0.9	100
	2011	17	1.1	100
	2012	21	1.3	95
	2013	38	2.2	94

Targets:

NP AFP rate: $\geq 2/100,000$ pop<15 years of age

Stool adequacy: $\geq 80\%$ stool samples

Disclaimer: For Syria, acute flaccid paralysis (AFP) cases and laboratory confirmation of AFP cases are in the process of being verified and reconciled.

Epidemiological curves

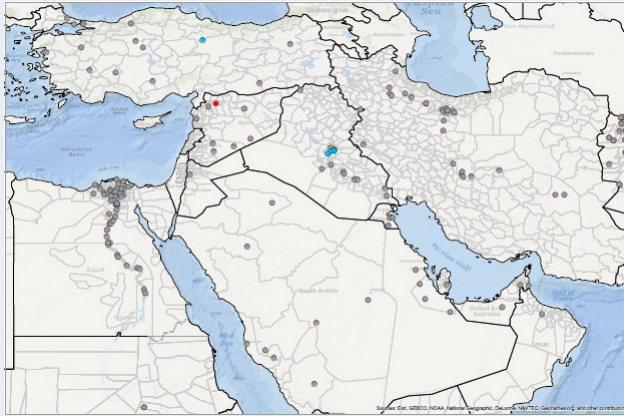
as of 07 January 2014



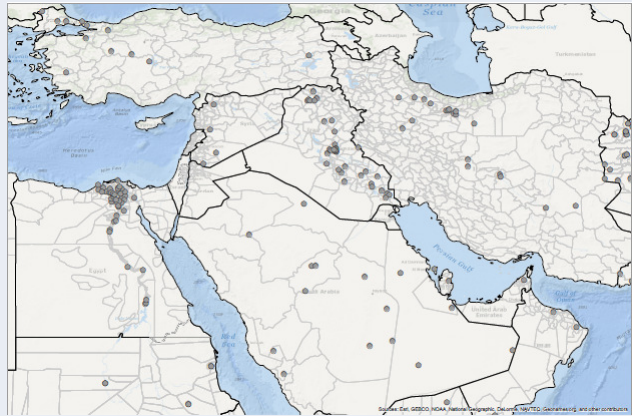
AFP cases by classification, previous 6 months

as of 07 January 2014

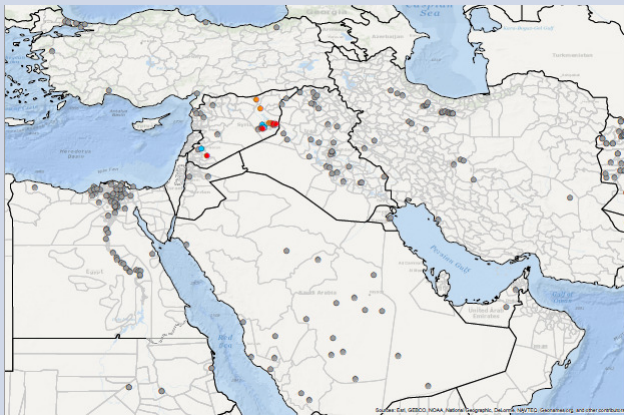
July 2013



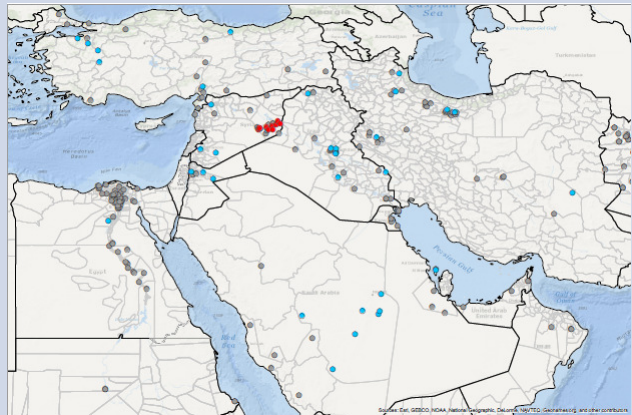
August 2013



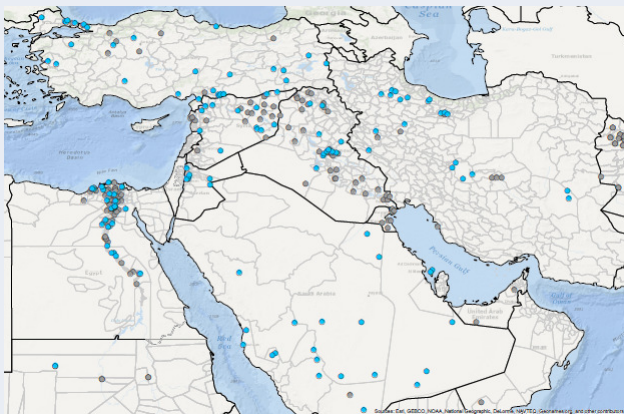
September 2013



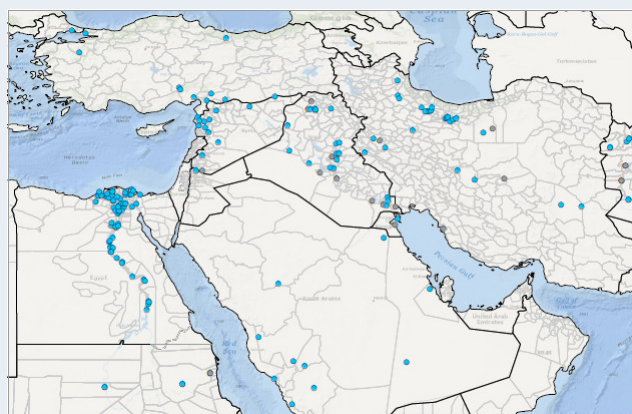
October 2013



November 2013



December 2013

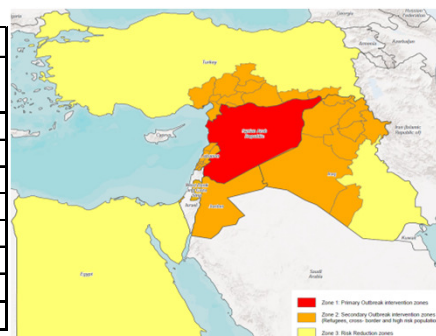


■ Wild ■ Compatible ■ Discarded ■ Pending Lab result ■ Pending classification

Classification of AFP cases by intervention zone / sub-national level, 2013

as of 07 January 2014

Zones	Country	AFP case classification					Total AFP cases	Annualized (week 52)	
		Wild	Compatible	Discarded	Pending final classification	Pending lab result		NP AFP rate	NP AFP cases (expected nb)
1	SYR	17	4	99		32	152	1.3	195
2	JOR			21		12	33	1.4	48
	LEB			8		25	33	3.0	22
2 3	IRQ			373		62	435	3.0	288
	TUR			158	5	57	220	1.0	430
3	WBG			30		8	38	2.2	34
	EGY			898		99	997	3.1	645
	Total	17	4	1587	5	295	1908	2.2	1662



Zones	Country	Governorate / Region / Province	AFP case classification					Total AFP cases	Annualized (week 52)	
			Wild	Compatible	Discarded	Pending final classification	Pending lab result		NP AFP rate	NP AFP cases (expected nb)
1	SYR	ALEPPO	1		7		5	13	0.5	44
		DAMASCUS			11		2	13	1.9	14
		DARA			4			4	0.8	10
		DEIR_AL_ZOUR	15	3	20		8	46	4.7	12
		EDLEB			7		3	10	1.5	13
		HAMA			4		2	6	1.0	12
		HASAKEH		1	8		3	12	1.6	14
		HOMS			5		2	7	0.8	18
		LATTAKIA			11		3	14	4.0	7
		QUNEITERA			1			1	0.4	5
		RAQUA			8		2	10	1.5	13
		RURAL_DAMASCUS	1		8		2	11	0.8	26
		SWIEDA						0	0.0	2
		TARTOUS			5			5	1.9	5
2	IRQ	ANBAR			14		3	17	2.6	13
		DAHUK			14		1	15	3.3	9
		ERBIL			15		2	17	2.5	14
		KIRKUK			12		2	14	2.7	10
		NAJAF			16			16	2.9	11
		NINEWA			35		6	41	3.0	27
		SALAH AL-DIN			12		4	16	2.8	11
		SULAYMANIYAH			7		2	9	1.2	15
	JOR	AMMAN			6		5	11	1.3	17
		BALKA			1		1	2	1.2	3
		IRBID			6		2	8	1.9	9
		JARASH			1			1	1.3	2
		KARAK			1			1	1.1	2
		MADABA					1	1	1.6	1
		MAFRAK			3			3	2.5	2
		TAFILEH			1			1	2.6	1
	LEB	ZARKA			2		3	5	1.3	7
		BEIRUT			1		3	4	3.5	2
		BEKAA			1		4	5	3.5	3
		MONT LIBAN			4		8	12	2.8	9
		NABATIYE			1			1	1.5	1
		NORTH			1		4	5	2.2	5
	TUR	SOUTH					6	6	5.0	2
		Adana			3		5	8	1.2	13
		Adiyaman			2	1		3	1.2	5
		Gaziantep			2		7	9	1.4	13
		Hatay			5		3	8	1.6	10
		K. Maras			1	1	1	3	0.7	8
		Malatya			1		1	2	0.8	5
		Mardin			1	1		2	0.7	6
		Osmaniye			2		1	3	1.8	3
		Sanli Urfa			11		2	13	1.9	14
		Sirnak			1			1	0.6	3
3	IRQ	(rest of the country)			248		42	290	3.3	177
	TUR	(rest of the country)			129	2	37	168	1.0	350
	WBG				30		8	38	2.2	34
	EGY				898		99	997	3.1	645

Outbreak Response

Supplementary Immunization Activities

Country / Territory	Total SIAs completed in 2013			Total SIAs completed in 2014			2013 SIA activities												2014 SIA activities					
	NID	SNID	CHD	NID	SNID	CHD	Jan	Feb	Mar	Apr	May	Jun	Jul	Aug	Sep	Oct	Nov	Dec	Jan	Feb	Mar	Apr	May	Jun
Egypt	2	3						MOP 3-Feb tOPV	SNID 10-Mar mOPV1	SNID 13-Apr mOPV1							NID 17-Nov tOPV	NID 29-Dec tOPV			NID Mar bOPV	NID Apr bOPV		
Iraq	4	2							NID 31-Mar tOPV	NID 12-May tOPV					SNID 5-Sep tOPV	NID 27-Oct tOPV	SNID 2-Nov tOPV	NID 1/27-Dec tOPV	SNID 21-Jan bOPV	SNID 16-Feb bOPV	SNID 14-Mar bOPV			
Jordan	2	3							SNID 24-Mar tOPV	SNID 28-Apr tOPV		SNID 8-Jun tOPV					NID 2-Nov tOPV	NID 28-Dec tOPV	NID 20-Jan tOPV					
Lebanon	2	1							SNID 18-Mar tOPV								NID 8-Nov tOPV	NID 6-Dec tOPV	NID 15-Jan tOPV					
Syria	2	1	2	1					CHD/SNID 9/23-Apr tOPV	CHD 7-May tOPV						NID 24-Oct tOPV		NID 8-Dec bOPV	NID 5-Jan bOPV	NID Feb bOPV	NID Mar bOPV	NID Apr bOPV		
Turkey		2															SNID 18-Nov tOPV	SNID 23-Dec tOPV	SNID Jan tOPV					
West Bank and Gaza Strip	1			1														NID 8-Dec tOPV	NID 8-Jan tOPV					

SNID	Completed activity
NID / Child Health Days	Ongoing or Planned activities

SNIDs in Iraq and Turkey cover the following administrative areas:

Iraq: Anbar, Dahuk, Erbil, Kirkuk, Najaf, Ninewa, Salah Al-Din, Sulaymaniyah
 Turkey: Adana, Adiyaman, Gaziantep, Hatay, K. Maras, Kilis, Malatya, Mardin, Osmaniye, Sanli Urfa, Sirmak