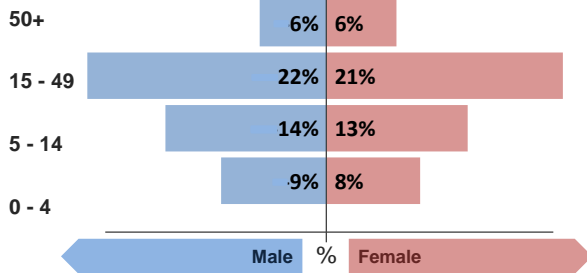


Refugee population

Total refugee population:

3,004 *

Demographic breakdown:



Key facts

Camp opened:

August 2013

Planned capacity:

4,580

Area:

0.15 Km sqr

Population:

Syrian refugees, majority from Qamishli and Hasak

* Source of population data:
Estimates from UNHCR registration

Indicators at a glance

1	Health utilisation rate	13.3	1 - 4
2	Number of consultations per clinician per day	110	< 50
3	Proportion of first time antenatal visits made < 1st trimester	N/A	≥ 90%
4	Measles vaccination rate	N/A	> 95%
5	Full vaccination rate	N/A	> 95%
6	Crude Mortality Rate (CMR) (/1000/month)	0.0	< 1.5
7	Under-five Mortality Rate (U5MR) (/1000/month)	0.0	< 3.0
8	Neonatal Mortality Rate (NNMR) (/1000 livebirths)	0.0	< 40

Notes

HIGHLIGHTS

Health utilisation rate and consultations per clinician per day elevated.

Upper respiratory tract infections remains the major cause of morbidity.

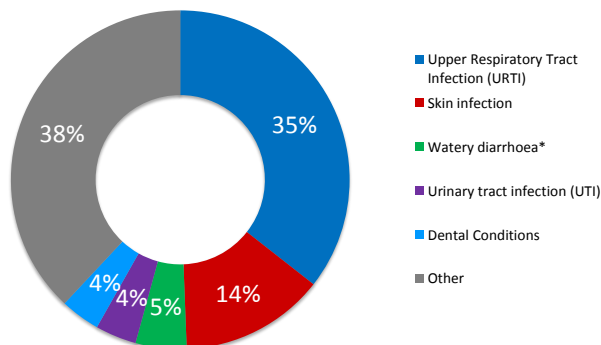
This public health profile for the refugee camp is compiled from health data obtained from reporting agencies. Data is collected using standardised Health Information System (HIS) data collection and reporting tools and aims to be as accurate as possible.

Agencies reporting:

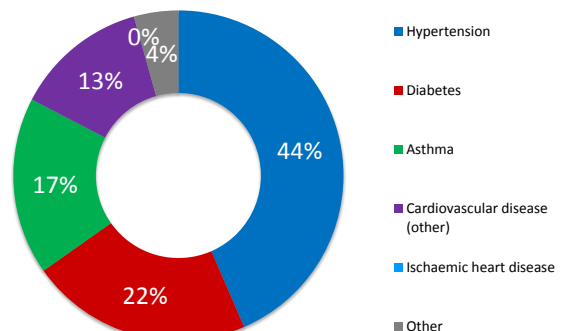
DOH Erbil

Morbidity

Acute health conditions (%)



Chronic health conditions (%)



Top 5 acute health conditions

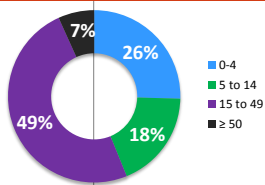
	% morbidity	# of cases
1 Upper Respiratory Tract Infection (URTI)	36%	263
2 Skin infection	14%	102
3 Watery diarrhoea*	5%	36
4 Urinary tract infection (UTI)	4%	29
5 Dental Conditions	4%	28
- Other	38%	281

Top 5 chronic health conditions

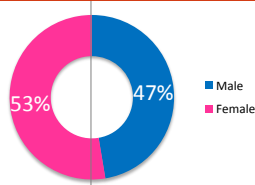
	% morbidity	# of cases
1 Hypertension	43%	10
2 Diabetes	22%	5
3 Asthma	17%	4
4 Cardiovascular disease (other)	13%	3
5 Ischaemic heart disease	0%	0
- Other	4%	1

Breakdown of acute health conditions

by age

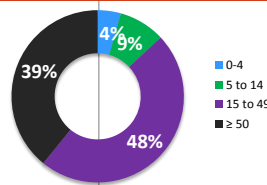


by gender

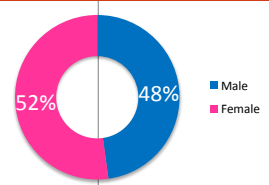


Breakdown of chronic health conditions

by age



by gender



Public Health

Health Impact

	Indicator	Standard
Crude Mortality Rate (CMR) (/1000/month)	0.0	< 1.5
Under-five Mortality Rate (U5MR) (/1000/month)	0.0	< 3.0
Neonatal Mortality Rate (NNMR) (/1000 livebirths)	0.0	< 40

Access and utilization

No. of health facilities	1.0	1 : < 10,000
Total number of consultations	771	
Health utilisation rate	13.3	1 - 4
No. of consultations per trained clinician per day	110	< 50

Reproductive health

Proportion of first time antenatal visits made < 1st trimester	N/A	≥ 90%
--	-----	-------

Outbreak Alert and Response

	Indicator	Standard
Number of outbreaks reported	0	
% of outbreaks investigated within 48 hours		100%

Laboratory

Number of laboratory samples	0
------------------------------	---

Immunization

Measles vaccination rate	N/A	> 95%
Full vaccination rate	N/A	> 95%
Program drop-out rate	N/A	< 10%
Vaccine wastage rate	N/A	< 8%

Sexual and gender-based violence

Incidence of reported rape	0.0
----------------------------	-----

Top 3 Mental health conditions

	% morbidity	# of cases
1 Epilepsy / seizures	0%	0
2 Alcohol and other substance abuse disorder	0%	0
3 Psychotic disorder	0%	0
- Other	0%	0

Top 3 injuries

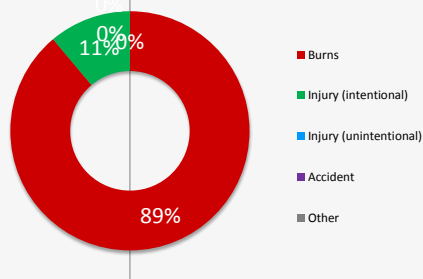
	% morbidity	# of cases
1 Burns	89%	8
2 Injury (intentional)	11%	1
3 Injury (unintentional)	0%	0
- Other	0%	0

Breakdown of mental health conditions

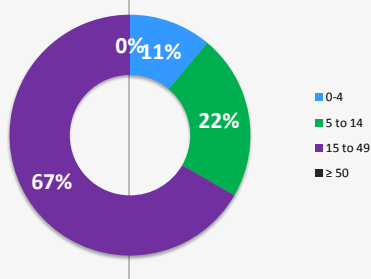
NO MENTAL HEALTH CONDITIONS REPORTED THIS WEEK

Breakdown of injuries

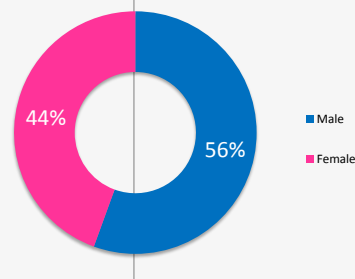
By cause



By age



By gender



We gratefully acknowledge the support of the following agencies:



View interactive maps and statistics online
<http://twine.unhcr.org>

