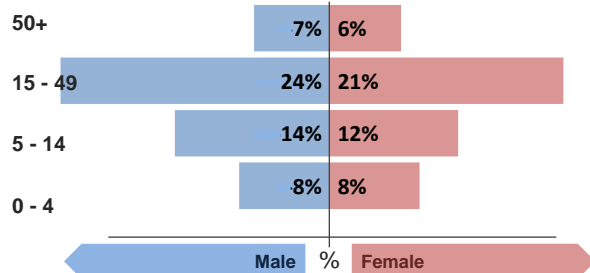


Refugee population

Total refugee population in **reporting camps**:**25,831** §

Demographic breakdown:



Key facts

Estimated total population living in Erbil camps: **25,831** §

* Camps reporting health data:

Kawergosk
Qushtapa
Darashakran
Basirma

Population:
Syrian refugees§ Source of population data:
Estimates from UNHCR registration

Indicators at a glance

	Indicator	Standard
1	Health utilisation rate	5.8
2	Number of consultations per clinician per day	52
3	Proportion of first time antenatal visits made < 1st trimester	N/A
4	Measles vaccination rate	N/A
5	Full vaccination rate	N/A
6	Crude Mortality Rate (CMR) (/1000/month)	0.0
7	Under-five Mortality Rate (U5MR) (/1000/month)	0.0
8	Neonatal Mortality Rate (NNMR) (/1000 livebirths)	0.0

Notes

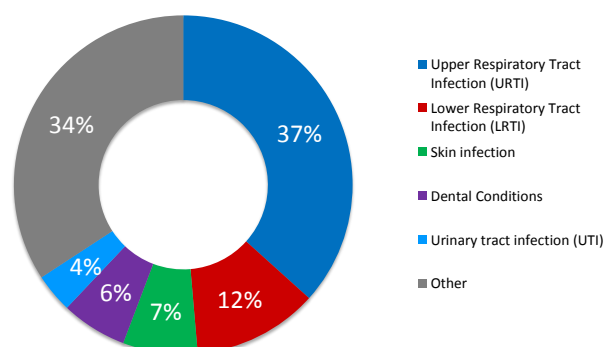
This public health profile for Erbil camps is compiled from health data obtained from reporting agencies. Data is collected using standardised Health Information System (HIS) data collection and reporting tools and aims to be as accurate as possible.

Agencies reporting:

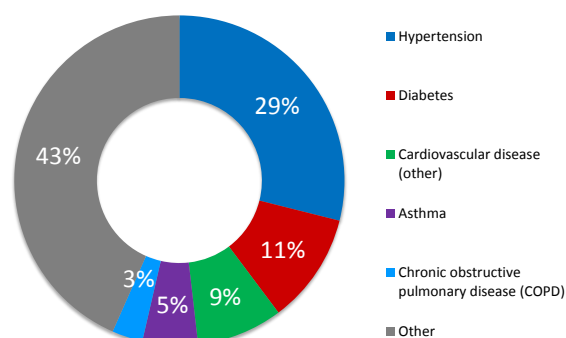
MSF**DOH - Erbil**

Morbidity

Acute health conditions (%)



Chronic health conditions (%)



Top 5 acute health conditions

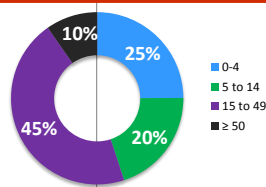
	% morbidity	# of cases
1 Upper Respiratory Tract Infection (URTI)	37%	981
2 Lower Respiratory Tract Infection (LRTI)	12%	320
3 Skin infection	7%	191
4 Dental Conditions	6%	168
5 Urinary tract infection (UTI)	4%	100
- Other	34%	915

Top 5 chronic health conditions

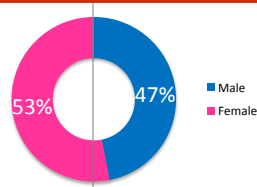
	% morbidity	# of cases
1 Hypertension	29%	48
2 Diabetes	11%	18
3 Cardiovascular disease (other)	8%	14
4 Asthma	5%	9
5 Chronic obstructive pulmonary disease (COPD)	3%	5
- Other	43%	72

Breakdown of acute health conditions

by age

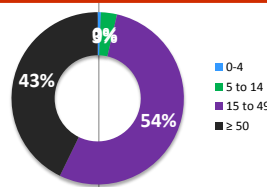


by gender

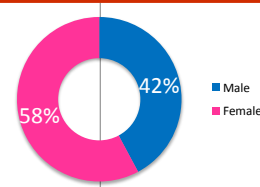


Breakdown of chronic health conditions

by age



by gender



Public Health

Health Impact

Indicator	Standard
Crude Mortality Rate (CMR) (/1000/month)	0.0 < 1.5
Under-five Mortality Rate (U5MR) (/1000/month)	0.0 < 3.0
Neonatal Mortality Rate (NNMR) (/1000 livebirths)	0.0 < 40

Access and utilization

No. of health facilities	1.0	1 : < 10,000
Total number of consultations	2,863	
Health utilisation rate	5.8	1 - 4
No. of consultations per trained clinician per day	52	< 50

Reproductive health

Proportion of first time antenatal visits made < 1st trimester	N/A	≥ 90%
--	-----	-------

Outbreak Alert and Response

Indicator	Standard
Number of outbreaks reported	0
% of outbreaks investigated within 48 hours	N/A 100%

Laboratory

Number of laboratory samples	0
------------------------------	---

Immunization

Measles vaccination rate	N/A	> 95%
Full vaccination rate	N/A	> 95%
Program drop-out rate	N/A	< 10%
Vaccine wastage rate	N/A	< 8%

Sexual and gender-based violence

Incidence of reported rape	0.0
----------------------------	-----

Top 3 Mental health conditions

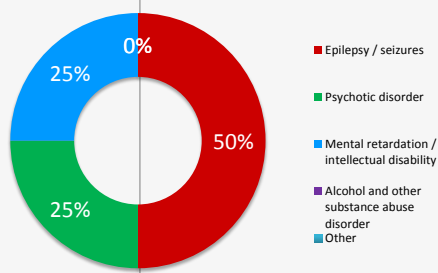
	% morbidity	# of cases
1 Epilepsy / seizures	50%	2
2 Psychotic disorder	25%	1
3 Mental retardation / intellectual disability	25%	1
- Other	0%	0

Top 3 injuries

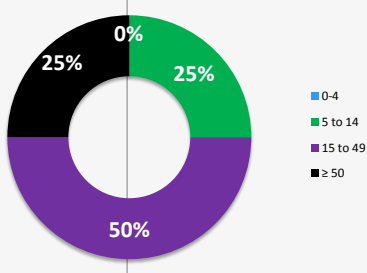
	% morbidity	# of cases
1 Burns	67%	12
2 Injury (unintentional)	17%	3
3 Injury (intentional)	11%	2
- Other	6%	1

Breakdown of mental health conditions

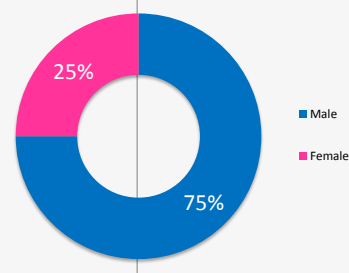
By cause



By age

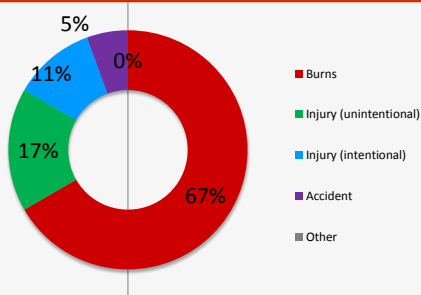


By gender

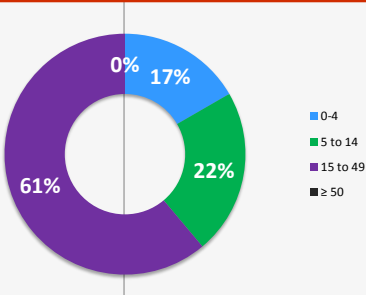


Breakdown of injuries

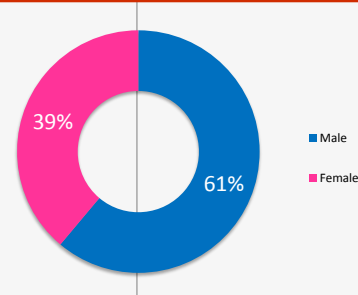
By cause



By age



By gender



We gratefully acknowledge the support of the following agencies:



View interactive maps and statistics online
<http://twine.unhcr.org>

