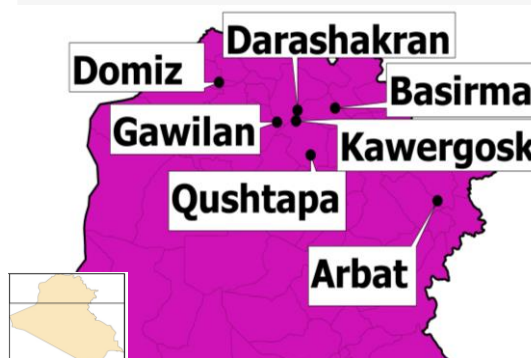
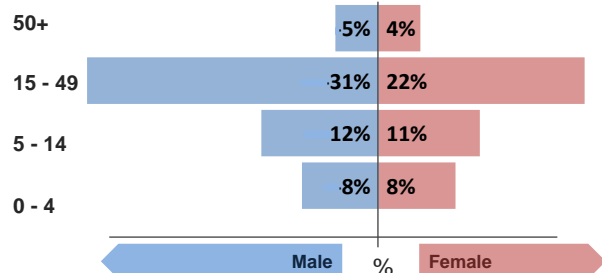


Refugee population

Total refugee population in **reporting camps**:**76,344** §

Demographic breakdown:



Key facts

Estimated total population living in camps: **79,315** §*Camps reporting health data:
Duhok: Gawilan, Domiz**Erbil: Kawergosk, Qushtapa, Darashakran, Basirma****Sulaymaniyah: Arbat**

Population:

§ Source of population data:
Estimates from UNHCR data

Indicators at a glance

Indicator	Indicator	Standard
1 Health utilisation rate	3.3	1 - 4
2 Number of consultations per clinician per day	45	< 50
3 Proportion of first time antenatal visits made < 1st trimester	N/A	≥ 90%
4 Measles vaccination rate	N/A	> 95%
5 Full vaccination rate	N/A	> 95%
6 Crude Mortality Rate (CMR) (/1000/month)	0.0	< 1.5
7 Under-five Mortality Rate (U5MR) (/1000/month)	0.0	< 3.0
8 Neonatal Mortality Rate (NNMR) (/1000 livebirths)	0.0	< 40

Notes

This public health profile for Kurdistan camps is compiled from health

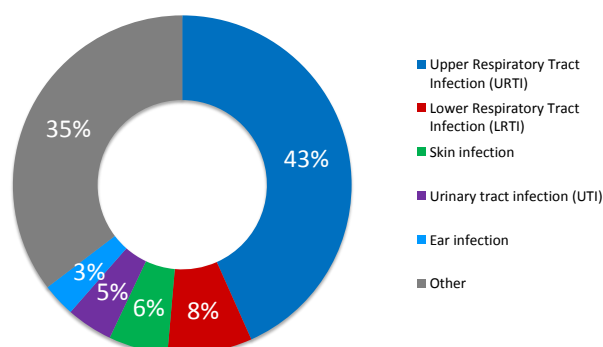
data obtained from reporting agencies. Data is collected using standardised Health Information System (HIS) data collection and reporting tools and aims to be as accurate as possible.

Agencies reporting:

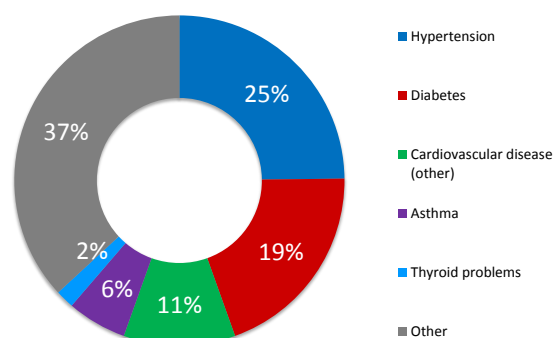
PU-AMI (Gawilan)**MSF (Domiz, Kawergosk, Qushtapa)****DOH Erbil (Darashakran, Basirma)****DOH Dohuk (Gawilan, Domiz)****DOH Sulaymaniyah (Arbat)**

Morbidity

Acute health conditions (%)



Chronic health conditions (%)



Top 5 acute health conditions

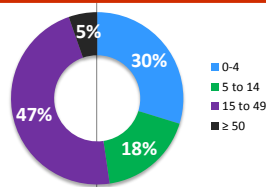
	% morbidity	# of cases
1 Upper Respiratory Tract Infection (URTI)	43%	1,902
2 Lower Respiratory Tract Infection (LRTI)	8%	355
3 Skin infection	6%	248
4 Urinary tract infection (UTI)	4%	194
5 Ear infection	3%	140
- Other	35%	1,552

Top 5 chronic health conditions

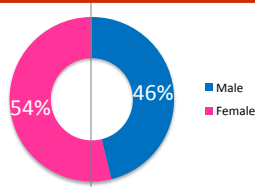
	% morbidity	# of cases
1 Hypertension	25%	68
2 Diabetes	20%	54
3 Cardiovascular disease (other)	11%	30
4 Asthma	6%	16
5 Thyroid problems	2%	5
- Other	37%	101

Breakdown of acute health conditions

by age

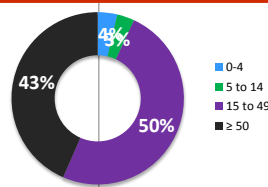


by gender

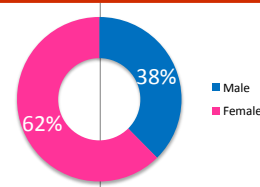


Breakdown of chronic health conditions

by age



by gender



Public Health

Health Impact

Indicator

Standard

Crude Mortality Rate (CMR) (/1000/month)

0.0

< 1.5

Under-five Mortality Rate (U5MR) (/1000/month)

0.0

< 3.0

Neonatal Mortality Rate (NNMR) (/1000 livebirths)

0.0

< 40

Access and utilization

No. of health facilities

1.0

1 : < 10,000

Total number of consultations

4,888

Health utilisation rate

3.3

1 - 4

No. of consultations per trained clinician per day

45

< 50

Outbreak Alert and Response

Indicator

Standard

Number of outbreaks reported

0

% of outbreaks investigated within 48 hours

100%

Laboratory

Number of laboratory samples

15

Immunization

Measles vaccination rate

N/A

> 95%

Full vaccination rate

N/A

> 95%

Program drop-out rate

N/A

< 10%

Vaccine wastage rate

N/A

< 8%

Reproductive health

Proportion of first time antenatal visits made < 1st trimester

N/A

≥ 90%

Sexual and gender-based violence

Incidence of reported rape

0.0

Top 3 Mental health conditions

% morbidity

of cases

1 Psychotic disorder

15%

4

2 Severe emotional disorder

12%

3

3 Medically unexplained somatic complaint

12%

3

- Other

62%

16

Top 3 injuries

% morbidity

of cases

1 Injury (unintentional)

48%

95

2 Burns

43%

85

3 Accident

2%

4

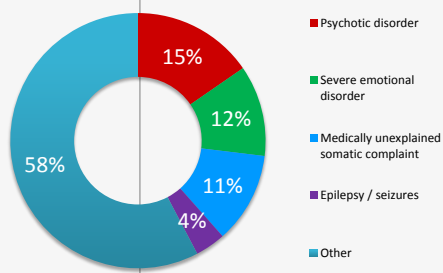
- Other

7%

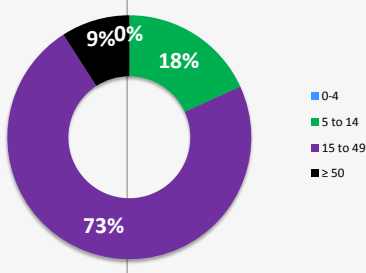
13

Breakdown of mental health conditions

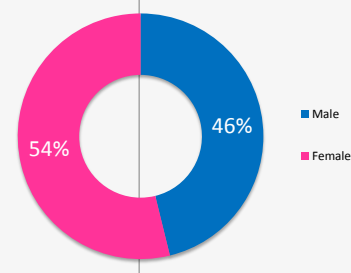
By cause



By age

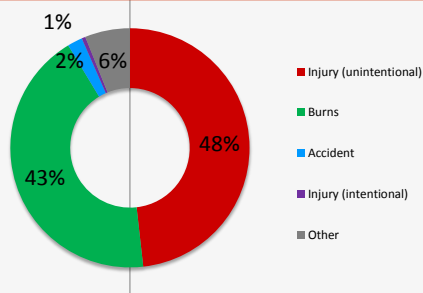


By gender

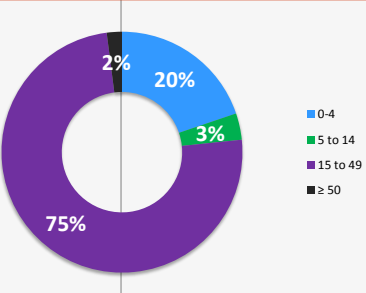


Breakdown of injuries

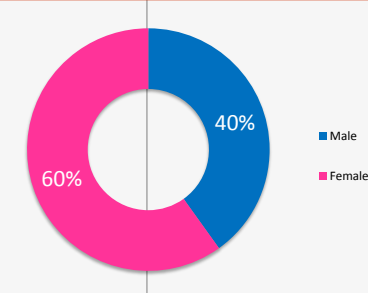
By cause



By age



By gender



We gratefully acknowledge the support of the following agencies:



View interactive maps and statistics online
<http://twine.unhcr.org>

