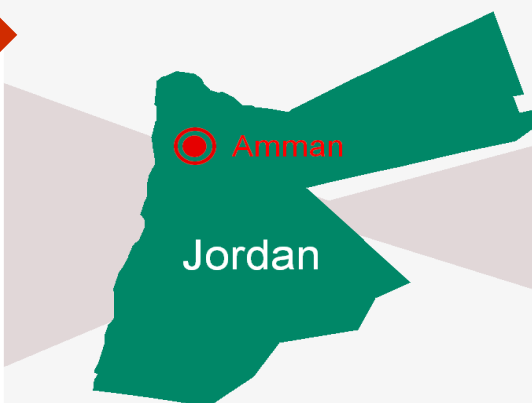
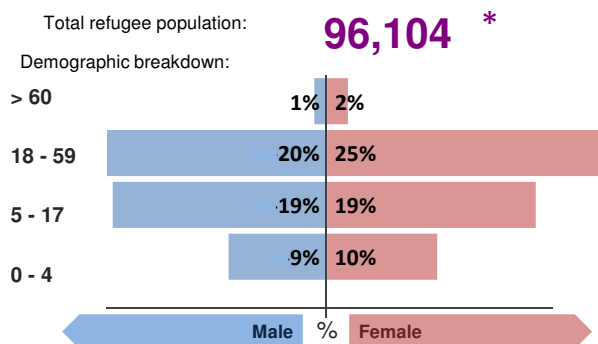




## Refugee population



## Key facts

Camp opened:  
**July 2012**

\* Source of population data:  
WFP Distribution Figures

## Indicators at a glance

1 Health utilisation rate	7.4	✓
2 Number of consultations per clinician per day	29	✓
3 Hospitalisation rate	1.3	⚠
4 Referral rate		?
5 % deliveries attended by skilled personnel	100%	⚠
6 Crude Mortality Rate (CMR) (/1000/month)	0.3	✓
7 Under-five Mortality Rate (U5MR) (/1000/month)	0.5	✓
8 Neonatal Mortality Rate (NNMR) (/1000 livebirths)	18.9	✗

## Notes

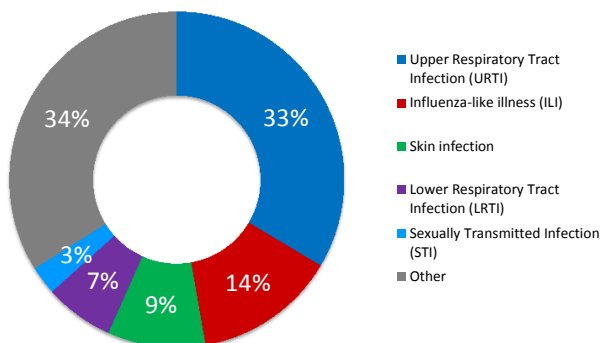
This public health profile for Za'atri refugee camp is compiled from health facility data from the following partners:

- IMC Clinic
- JHAS Clinic
- Jordan Italian Field Hospital
- MDM Clinics 1 and 2
- Moroccan Field Hospital
- Saudi Clinic

Data is collected using standardised Health Information System (HIS) data collection and reporting tools and aims to be as accurate as possible.

## Morbidity

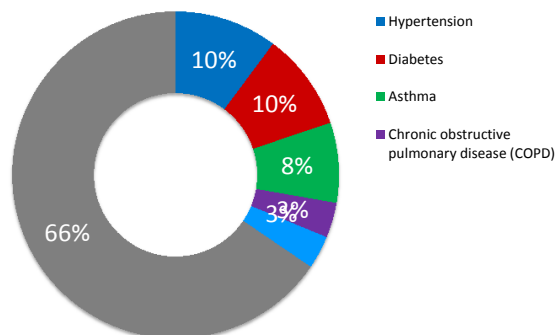
## Acute health conditions (%)



## Top 5 acute health conditions

	% morbidity	# of cases
1 Upper Respiratory Tract Infection (URTI)	34%	2,584
2 Influenza-like illness (ILI)	14%	1,056
3 Skin infection	9%	728
4 Lower Respiratory Tract Infection (LRTI)	7%	212
5 Sexually Transmitted Infection (STI)	3%	514
- Other	34%	3,530

## Chronic health conditions (%)

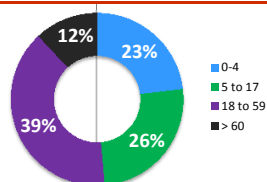


## Top 5 chronic health conditions

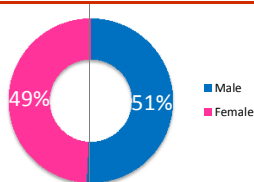
	% morbidity	# of cases
1 Hypertension	10%	502
2 Diabetes	10%	477
3 Asthma	8%	391
4 Chronic obstructive pulmonary disease (COPD)	3%	171
5 Ischaemic heart disease	3%	162
- Other	65%	3,233

## Breakdown of acute health conditions

## by age

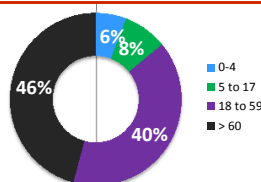


## by gender

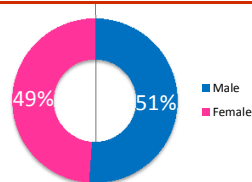


## Breakdown of chronic health conditions

## by age



## by gender



## Public Health

### Health Impact

Indicator	Standard
Crude Mortality Rate (CMR) (/1000/month)	0.3 < 1.5 ✓
Under-five Mortality Rate (U5MR) (/1000/month)	0.5 < 3.0 ✓
Neonatal Mortality Rate (NNMR) (/1000 livebirths)	18.9 < 40 ✓

### Access and utilization

No. of health facilities	7	1 : 12013	1 : < 10,000	✗
Total number of consultations		13,720		
Health utilisation rate		7.4	1 - 4	✗
No. of consultations per trained clinician per day		29	< 50	✓

### Outbreak Alert and Response

Number of outbreaks reported	0	
% of outbreaks investigated within 48 hours		100%

### Laboratory

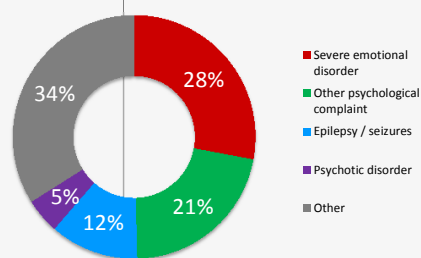
Number of laboratory samples	301
------------------------------	-----

### Immunization

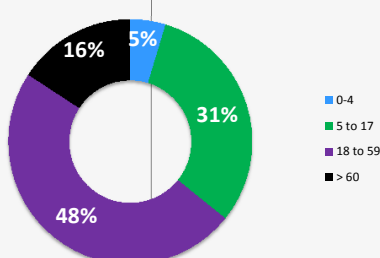
Measles vaccination rate	> 95%	?
Full vaccination rate	> 95%	?
Program drop-out rate	< 10%	?
Vaccine wastage rate	< 8%	?

## Breakdown of mental health conditions

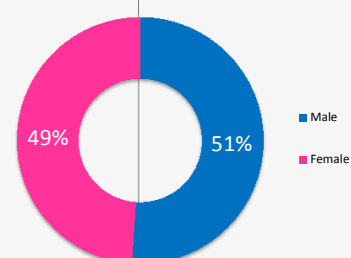
### By cause



### By age

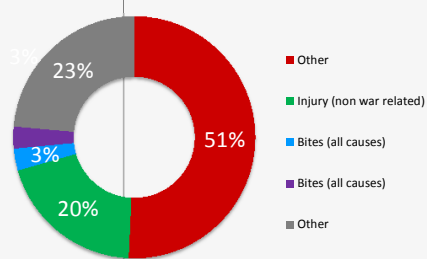


### By gender

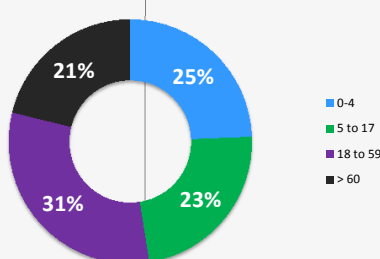


## Breakdown of injuries

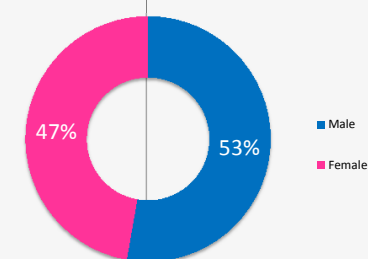
### By cause



### By age



### By gender



## In-patient and referral

### In-patient department

Indicator	Standard
Hospitalisation rate (/1000/month)	1.3 50 - 150
Bed occupancy rate	33% > 75% ✗
Mean length of stay for authorised discharges (days)	3.5

Indicator	Standard
Overall case fatality rate	0%
Proportion of deaths within 24 hours of admission	0%

### Referral

Total referral rate	?
---------------------	---

## Reproductive Health

### Antenatal care

Indicator	Standard
Coverage of antenatal care (4 or more visits)	51% ≥ 90% ✓
Coverage of TT vaccination	13% ≥ 90% ✗
Coverage of anaemia screening in pregnancy	100% ≥ 90% ✓

### Delivery care

Proportion of deliveries attended by skilled personnel	100% ≥ 90% ⚠
Proportion of deliveries performed by caesarean section	9% 5 - 15% ✓
Proportion of low birth weight deliveries (<2500g)	0% < 15% ✓

### Maternal mortality

Number of maternal deaths reported	0
% of maternal deaths investigated within 48 hours	100%

### Postnatal care

Coverage of postnatal care	277% ≥ 90% ⚠
----------------------------	--------------

### Family Planning

Contraceptive prevalence rate	0%
-------------------------------	----

### Sexual and Gender-based Violence

Incidence of rape (reported cases/10,000/year)*	0
% of rape survivors who received PEP** < 72 hours	100%
% of rape survivors who received ECP*** < 120 hours	100%
% of rape survivors who received STI**** prophylaxis < 2 wks	100%

\*Only includes rapes reported at health facilities \*\*Post-exposure prophylaxis \*\*\*Emergency contraceptive pill \*\*\*\*Sexually transmitted infection

