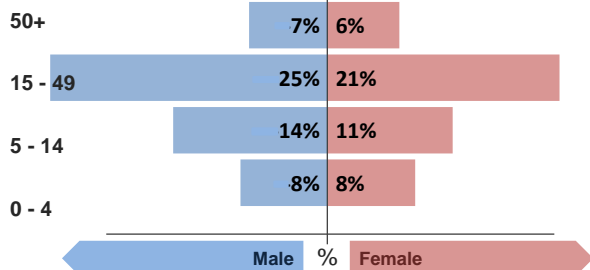


Refugee population

Total refugee population: **6,040** *

Demographic breakdown:



Key facts

Camp opened: **September 2013**

Planned capacity: **20,000**

Area: **1.15 Km sqr**

Population: **Syrian refugees, majority from Aleppo & Qamishli**

* Source of population data: **Estimates from UNHCR registration**

Indicators at a glance

| | | | |
|---|--|------|-------|
| 1 | Health utilisation rate | 11.7 | 1 - 4 |
| 2 | Number of consultations per clinician per day | 65 | < 50 |
| 3 | Proportion of first time antenatal visits made < 1st trimester | N/A | ≥ 90% |
| 4 | Measles immunisation coverage | 164% | > 90% |
| 5 | Polio III immunisation coverage | 82% | > 90% |
| 6 | Crude Mortality Rate (CMR) (/1000/month) | 0.0 | < 1.5 |
| 7 | Under-five Mortality Rate (U5MR) (/1000/month) | 0.0 | < 3.0 |
| 8 | Neonatal Mortality Rate (NNMR) (/1000 livebirths) | 0.0 | < 40 |

Notes

HIGHLIGHTS

Health utilisation rate (HUR) and consultations per clinicians (CPC) elevated. A thorough investigation of possible explanations for elevated HUR and CPC needed.

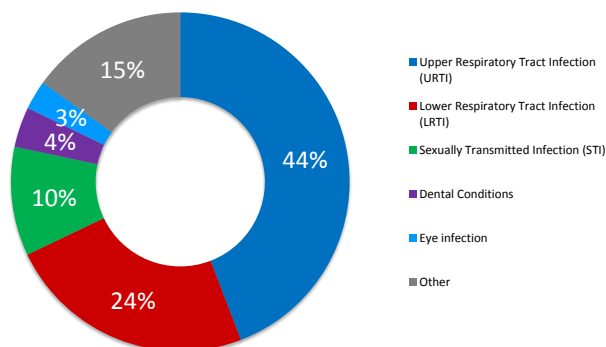
This public health profile for Darashakran refugee camp is compiled from health data obtained from reporting agencies. Data is collected using standardised Health Information System (HIS) data collection and reporting tools and aims to be as accurate as possible.

Agencies reporting:

DOH - Erbil

Morbidity

Acute health conditions (%)

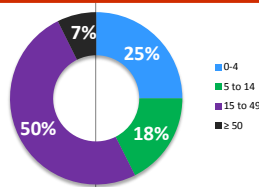


Top 5 acute health conditions

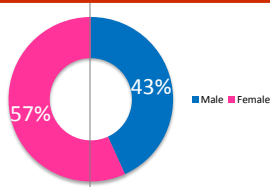
| | % morbidity | # of cases |
|--|-------------|------------|
| 1 Upper Respiratory Tract Infection (URTI) | 44% | 493 |
| 2 Lower Respiratory Tract Infection (LRTI) | 24% | 265 |
| 3 Sexually Transmitted Infection (STI) | 10% | 116 |
| 4 Dental Conditions | 4% | 43 |
| 5 Eye infection | 3% | 31 |
| - Other | 15% | 168 |

Breakdown of acute health conditions

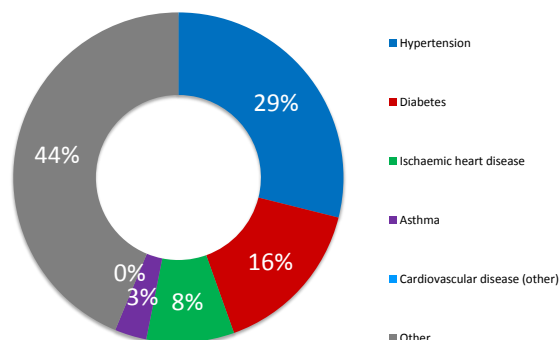
by age



by gender



Chronic health conditions (%)

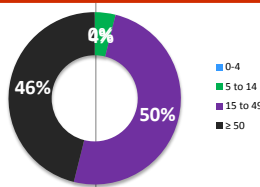


Top 5 chronic health conditions

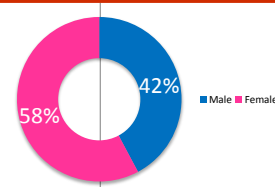
| | % morbidity | # of cases |
|----------------------------------|-------------|------------|
| 1 Hypertension | 29% | 37 |
| 2 Diabetes | 16% | 20 |
| 3 Ischaemic heart disease | 9% | 11 |
| 4 Asthma | 3% | 4 |
| 5 Cardiovascular disease (other) | 0% | 0 |
| - Other | 44% | 56 |

Breakdown of chronic health conditions

by age



by gender



Public Health

Health Impact

| Indicator | Standard |
|---|-----------|
| Crude Mortality Rate (CMR) (/1000/month) | 0.0 < 1.5 |
| Under-five Mortality Rate (U5MR) (/1000/month) | 0.0 < 3.0 |
| Neonatal Mortality Rate (NNMR) (/1000 livebirths) | 0.0 < 40 |

Access and utilization

| | | |
|--|-------|--------------|
| No. of health facilities | 1.0 | 1 : < 10,000 |
| Total number of consultations | 1,360 | |
| Health utilisation rate | 11.7 | 1 - 4 |
| No. of consultations per trained clinician per day | 65 | < 50 |

Reproductive health

| | | |
|--|-----|-------|
| Proportion of first time antenatal visits made < 1st trimester | N/A | ≥ 90% |
|--|-----|-------|

Outbreak Alert and Response

| | | |
|---|---|------|
| Number of outbreaks reported | 0 | |
| % of outbreaks investigated within 48 hours | | 100% |

Routine immunization

| | | |
|---------------------------------|------|-------|
| BCG immunisation coverage | 60% | > 90% |
| DPT 1 immunisation coverage | 60% | > 90% |
| Measles immunisation coverage | 164% | > 90% |
| Polio III immunisation coverage | 82% | > 90% |
| MMR immunisation coverage | 105% | > 90% |
| Vitamin A coverage | 110% | > 90% |

Sexual and gender-based violence

| | | |
|----------------------------|-----|--|
| Incidence of reported rape | 0.0 | |
|----------------------------|-----|--|

Top 3 Mental health conditions

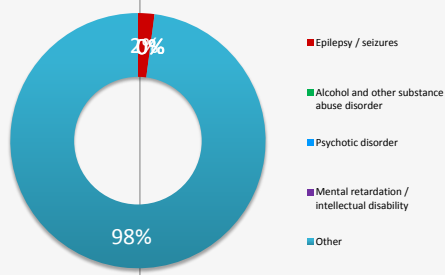
| | % morbidity | # of cases |
|--|-------------|------------|
| 1 Epilepsy / seizures | 2% | 2 |
| 2 Alcohol and other substance abuse disorder | 0% | 0 |
| 3 Psychotic disorder | 0% | 0 |
| - Other | 98% | 94 |

Top 3 injuries

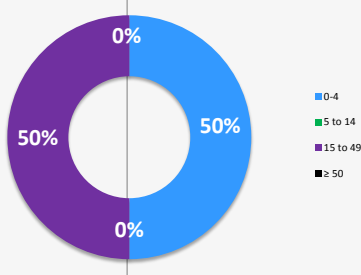
| | % morbidity | # of cases |
|--------------------------|-------------|------------|
| 1 Burns | 20% | 4 |
| 2 Accident | 10% | 2 |
| 3 Injury (unintentional) | 5% | 1 |
| - Other | 65% | 13 |

Breakdown of mental health conditions

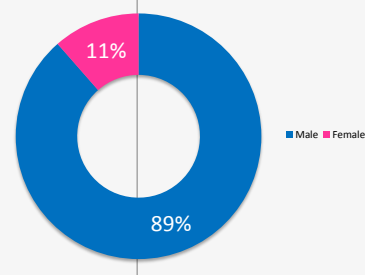
By cause



By age

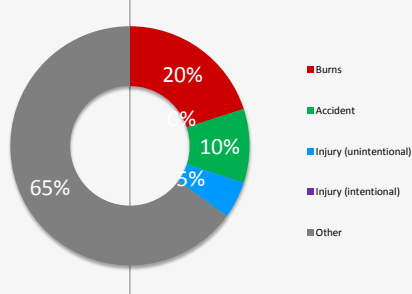


By gender

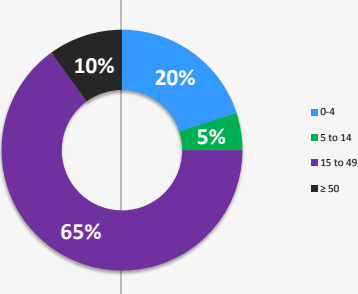


Breakdown of injuries

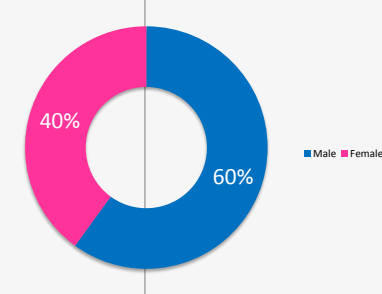
By cause



By age



By gender



We gratefully acknowledge the support of the following agencies:



View interactive maps and statistics online
<http://twine.unhcr.org>

