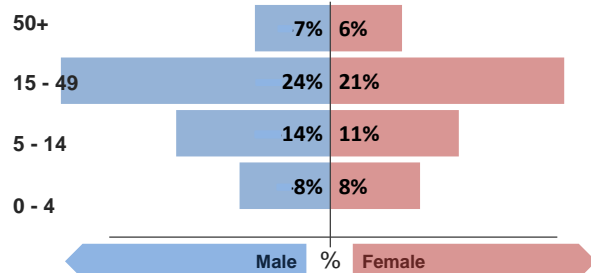


Refugee population

Total refugee population in **reporting camps**:**26,089** §

Demographic breakdown:



Key facts

Estimated total population living in Erbil camps:

26,089 §

* Camps reporting health data:

Kawergosk
Qushtapa
Darashakran
Basirma

Population:

Syrian refugees§ Source of population data:
Estimates from UNHCR registration

Indicators at a glance

1	Health utilisation rate	7.7	1 - 4
2	Number of consultations per clinician per day	56	< 50
3	Proportion of first time antenatal visits made < 1st trimester	N/A	≥ 90%
4	Measles immunisation coverage	115%	> 90%
5	Polio III immunisation coverage	94%	> 90%
6	Crude Mortality Rate (CMR) (/1000/month)	0.0	< 1.5
7	Under-five Mortality Rate (U5MR) (/1000/month)	0.0	< 3.0
8	Neonatal Mortality Rate (NNMR) (/1000 livebirths)	0.0	< 40

Notes

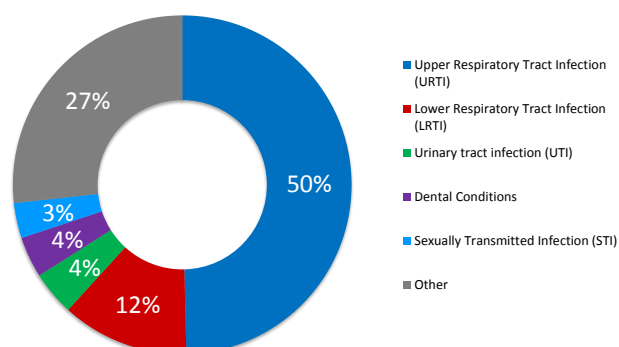
This public health profile for Erbil camps is compiled from health data obtained from reporting agencies. Data is collected using standardised Health Information System (HIS) data collection and reporting tools and aims to be as accurate as possible.

Agencies reporting:

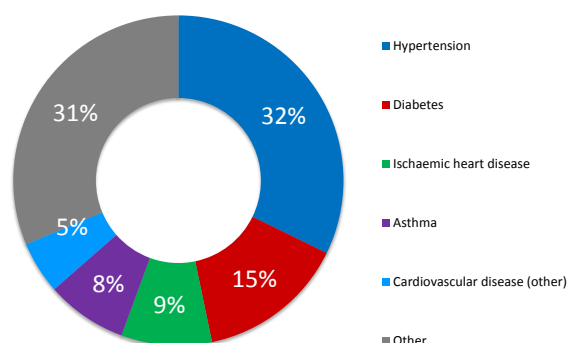
MSF**DOH - Erbil**

Morbidity

Acute health conditions (%)



Chronic health conditions (%)



Top 5 acute health conditions

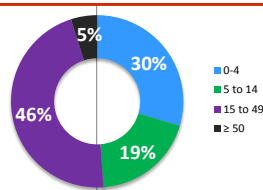
	% morbidity	# of cases
1 Upper Respiratory Tract Infection (URTI)	50%	1,713
2 Lower Respiratory Tract Infection (LRTI)	12%	420
3 Urinary tract infection (UTI)	4%	146
4 Dental Conditions	4%	135
5 Sexually Transmitted Infection (STI)	3%	116
- Other	27%	923

Top 5 chronic health conditions

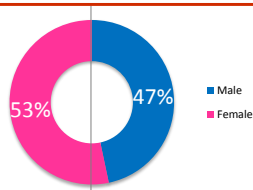
	% morbidity	# of cases
1 Hypertension	32%	69
2 Diabetes	14%	31
3 Ischaemic heart disease	9%	19
4 Asthma	8%	17
5 Cardiovascular disease (other)	5%	11
- Other	31%	67

Breakdown of acute health conditions

by age

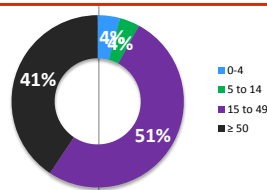


by gender

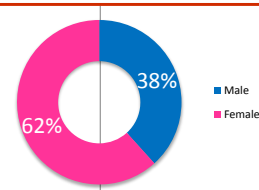


Breakdown of chronic health conditions

by age



by gender



Public Health

Health Impact

Indicator	Standard
Crude Mortality Rate (CMR) (/1000/month)	0.0 < 1.5
Under-five Mortality Rate (U5MR) (/1000/month)	0.0 < 3.0
Neonatal Mortality Rate (NNMR) (/1000 livebirths)	0.0 < 40

Access and utilization

No. of health facilities	1.0	1 : < 10,000
Total number of consultations	3,854	
Health utilisation rate	7.7	1 - 4
No. of consultations per trained clinician per day	56	< 50

Reproductive health

Proportion of first time antenatal visits made < 1st trimester	N/A	≥ 90%
--	-----	-------

Outbreak Alert and Response

Number of outbreaks reported	0	
% of outbreaks investigated within 48 hours	N/A	100%

Routine immunization

BCG immunisation coverage	67%	> 90%
DPT 1 immunisation coverage	74%	> 90%
Measles immunisation coverage	115%	> 90%
Polio III immunisation coverage	94%	> 90%
MMR immunisation coverage	113%	> 90%
Vitamin A coverage	97%	> 90%

Sexual and gender-based violence

Incidence of reported rape	0.0	
----------------------------	-----	--

Top 3 Mental health conditions

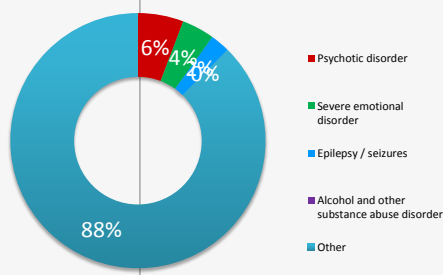
	% morbidity	# of cases
1 Psychotic disorder	6%	7
2 Severe emotional disorder	4%	5
3 Epilepsy / seizures	2%	3
- Other	88%	106

Top 3 injuries

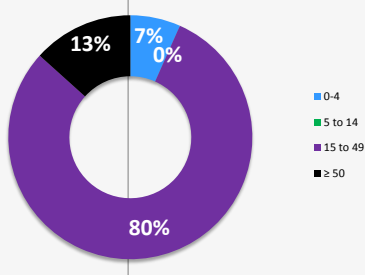
	% morbidity	# of cases
1 Injury (unintentional)	41%	27
2 Burns	24%	16
3 Injury (intentional)	6%	4
- Other	29%	19

Breakdown of mental health conditions

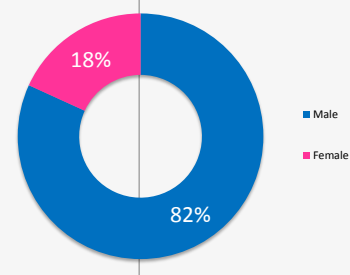
By cause



By age

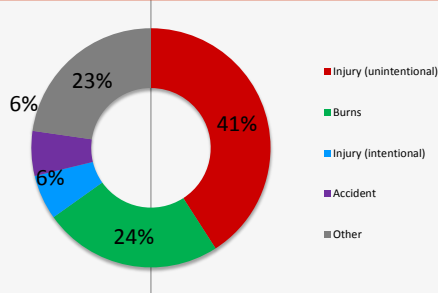


By gender

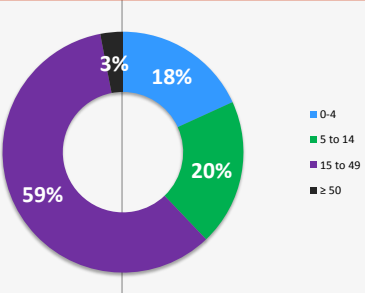


Breakdown of injuries

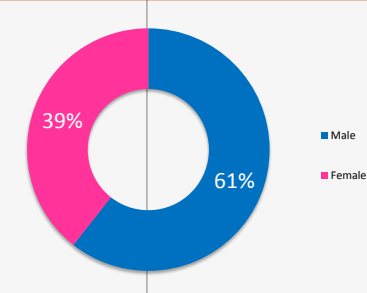
By cause



By age



By gender



We gratefully acknowledge the support of the following agencies:



View interactive maps and statistics online
<http://twine.unhcr.org>

