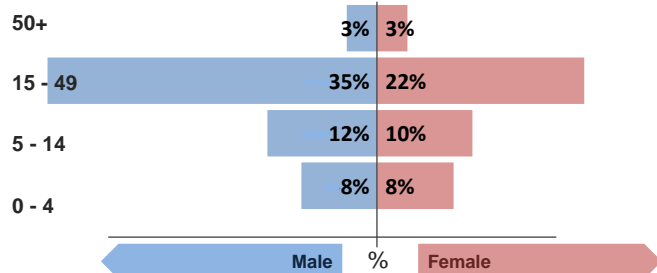


## Refugee population

Total refugee population in **reporting camps**:

47,778 §

Demographic breakdown:



## Key facts

Estimated total population living in Duhok camps:

50,734 §

\*Camps reporting health data:

Domiz  
Gawilan

Population:  
Syrian refugees

§ Source of population data:  
Estimates from UNHCR data

## Indicators at a glance

	Indicator	Standard
1	Health utilisation rate	2.9
2	Number of consultations per clinician per day	36
3	Proportion of first time antenatal visits made < 1st trimester	94%
4	Measles immunisation coverage	60%
5	Polio III immunisation coverage	76%
6	Crude Mortality Rate (CMR) (/1000/month)	0.1
7	Under-five Mortality Rate (U5MR) (/1000/month)	0.0
8	Neonatal Mortality Rate (NNMR) (/1000 livebirths)	0.0

## Notes

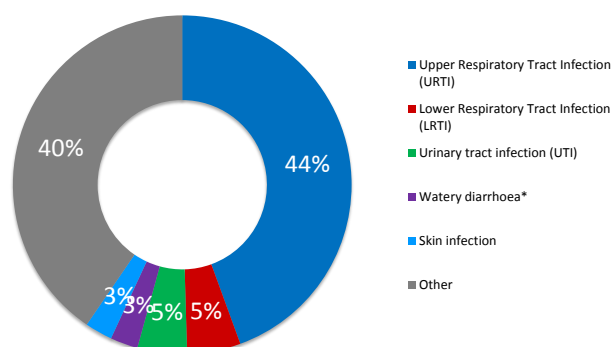
This public health profile for Duhok camps is compiled from health data obtained from reporting agencies. Data is collected using standardised Health Information System (HIS) data collection and reporting tools and aims to be as accurate as possible.

Agencies reporting:

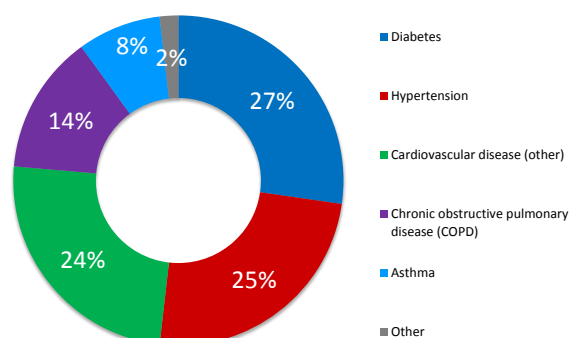
DOH-Duhok  
MSF  
PU-AMI  
IMC

## Morbidity

## Acute health conditions (%)



## Chronic health conditions (%)



## Top 5 acute health conditions

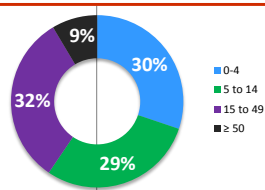
	% morbidity	# of cases
1 Upper Respiratory Tract Infection (URTI)	44%	929
2 Lower Respiratory Tract Infection (LRTI)	5%	107
3 Urinary tract infection (UTI)	5%	99
4 Watery diarrhoea*	3%	55
5 Skin infection	3%	55
- Other	40%	846

## Top 5 chronic health conditions

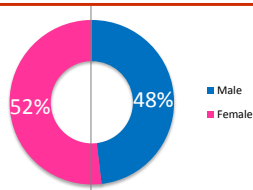
	% morbidity	# of cases
1 Diabetes	27%	30
2 Hypertension	25%	27
3 Cardiovascular disease (other)	25%	27
4 Chronic obstructive pulmonary disease (COPD)	14%	15
5 Asthma	8%	9
- Other	2%	2

## Breakdown of acute health conditions

## by age

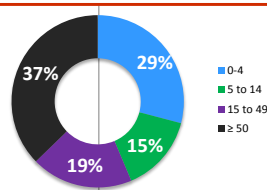


## by gender

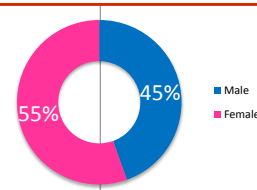


## Breakdown of chronic health conditions

## by age



## by gender



## Public Health

### Health Impact

Indicator	Standard
Crude Mortality Rate (CMR) (/1000/month)	0.1 < 1.5
Under-five Mortality Rate (U5MR) (/1000/month)	0.0 < 3.0
Neonatal Mortality Rate (NNMR) (/1000 livebirths)	0.0 < 40

### Access and utilization

No. of health facilities	1.0	1 : < 10,000
Total number of consultations	2,709	
Health utilisation rate	2.9	1 - 4
No. of consultations per trained clinician per day	36	< 50

### Reproductive health

Proportion of first time antenatal visits made < 1st trimester	94%	≥ 90%
----------------------------------------------------------------	-----	-------

### Outbreak Alert and Response

Indicator	Standard
Number of outbreaks reported	0
% of outbreaks investigated within 48 hours	N/A 100%
<b>Routine immunization</b>	
BCG immunisation coverage	90% > 90%
DPT 1 immunisation coverage	104% > 90%
Measles immunisation coverage	60% > 90%
Polio III immunisation coverage	76% > 90%
MMR immunisation coverage	86% > 90%
Vitamin A coverage	NR > 90%

### Sexual and gender-based violence

Incidence of reported rape	0.0
----------------------------	-----

## Top 3 Mental health conditions

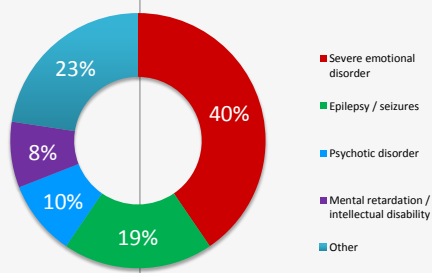
	% morbidity	# of cases
1 Severe emotional disorder	40%	34
2 Epilepsy / seizures	19%	16
3 Psychotic disorder	10%	8
- Other	31%	26

## Top 3 injuries

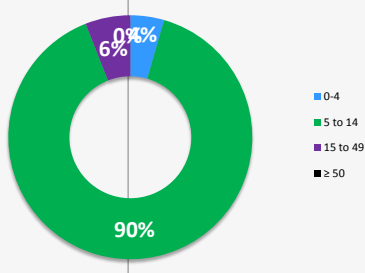
	% morbidity	# of cases
1 Injury (unintentional)	21%	87
2 Burns	11%	48
3 Accident	0%	2
- Other	68%	287

## Breakdown of mental health conditions

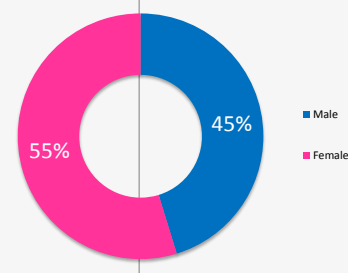
### By cause



### By age

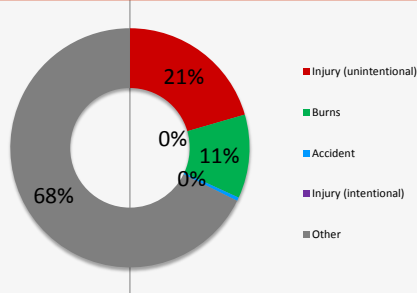


### By gender

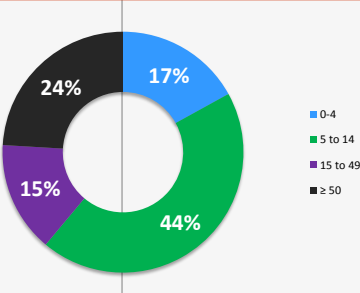


## Breakdown of injuries

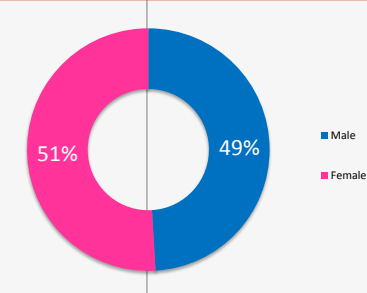
### By cause



### By age



### By gender



We gratefully acknowledge the support of the following agencies:



View interactive maps and statistics online  
<http://twine.unhcr.org>

