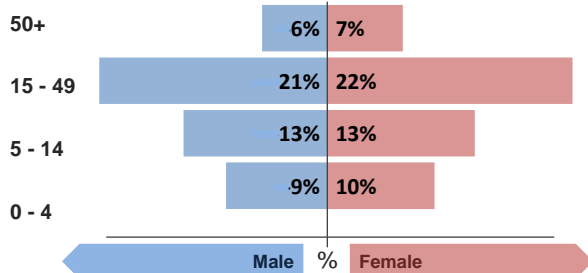


Refugee population

Total refugee population: **7,491** *

Demographic breakdown:



Darashakran camp

Key facts

Camp opened: **September 2013**

Planned capacity: **20,000**

Area: **1.15 Km sqr**

Population: **Syrian refugees, majority from Aleppo & Qamishli**

* Source of population data: **Estimates from UNHCR registration**

Indicators at a glance

	Indicator	Standard
1	Health utilisation rate	10.0 1 - 4
2	Number of consultations per clinician per day	68 < 50
3	Proportion of first time antenatal visits made < 1st trimester	N/A ≥ 90%
4	Measles immunisation coverage	170% > 90%
5	Polio III immunisation coverage	89% > 90%
6	Crude Mortality Rate (CMR) (/1000/month)	0.0 < 1.5
7	Under-five Mortality Rate (U5MR) (/1000/month)	0.0 < 3.0
8	Neonatal Mortality Rate (NNMR) (/1000 livebirths)	0.0 < 40

Notes

HIGHLIGHTS

Health utilisation rate (HUR) and consultations per clinicians (CPC) elevated. A thorough investigation of possible explanations for elevated HUR and CPC needed.

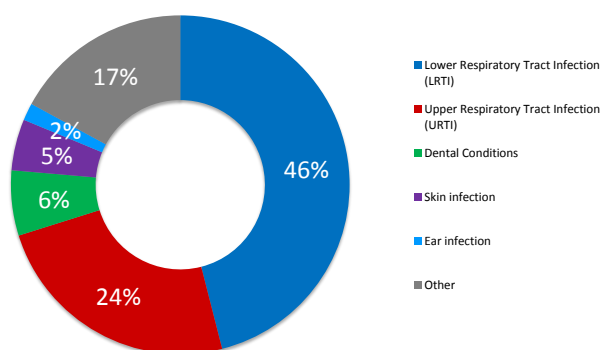
This public health profile for Darashakran refugee camp is compiled from health data obtained from reporting agencies. Data is collected using standardised Health Information System (HIS) data collection and reporting tools and aims to be as accurate as possible.

Agencies reporting:

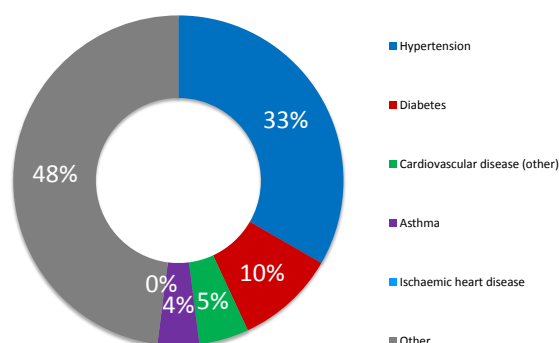
DOH - Erbil

Morbidity

Acute health conditions (%)



Chronic health conditions (%)



Top 5 acute health conditions

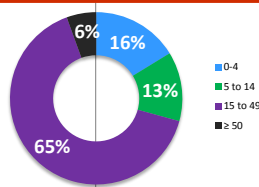
	% morbidity	# of cases
1 Lower Respiratory Tract Infection (LRTI)	46%	555
2 Upper Respiratory Tract Infection (URTI)	24%	291
3 Dental Conditions	6%	75
4 Skin infection	5%	59
5 Ear infection	2%	20
- Other	17%	206

Top 5 chronic health conditions

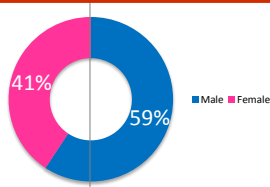
	% morbidity	# of cases
1 Hypertension	33%	41
2 Diabetes	10%	12
3 Cardiovascular disease (other)	5%	6
4 Asthma	4%	5
5 Ischaemic heart disease	0%	0
- Other	48%	59

Breakdown of acute health conditions

by age

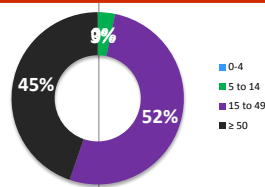


by gender

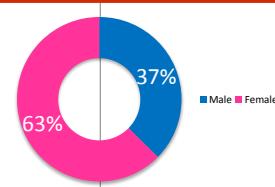


Breakdown of chronic health conditions

by age



by gender



Public Health

Health Impact

Indicator	Standard
Crude Mortality Rate (CMR) (/1000/month)	0.0 < 1.5
Under-five Mortality Rate (U5MR) (/1000/month)	0.0 < 3.0
Neonatal Mortality Rate (NNMR) (/1000 livebirths)	0.0 < 40

Access and utilization

No. of health facilities	1.0	1 : < 10,000
Total number of consultations	1,434	
Health utilisation rate	10.0	1 - 4
No. of consultations per trained clinician per day	68	< 50

Outbreak Alert and Response

Indicator	Standard
Number of outbreaks reported	0
% of outbreaks investigated within 48 hours	100%
Routine immunization	
BCG immunisation coverage	56% > 90%
DPT 1 immunisation coverage	64% > 90%
Measles immunisation coverage	170% > 90%
Polio III immunisation coverage	89% > 90%
MMR immunisation coverage	112% > 90%
Vitamin A coverage	124% > 90%

Reproductive health

Proportion of first time antenatal visits made < 1st trimester	N/A	≥ 90%
--	-----	-------

Sexual and gender-based violence

Incidence of reported rape	0.0
----------------------------	-----

Top 3 Mental health conditions

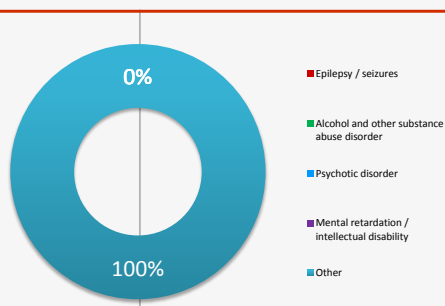
	% morbidity	# of cases
1 Epilepsy / seizures	0%	0
2 Alcohol and other substance abuse disorder	0%	0
3 Psychotic disorder	0%	0
- Other	100%	92

Top 3 injuries

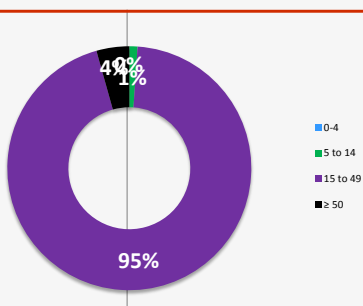
	% morbidity	# of cases
1 Burns	15%	2
2 Injury (intentional)	0%	0
3 Injury (unintentional)	0%	0
- Other	85%	11

Breakdown of mental health conditions

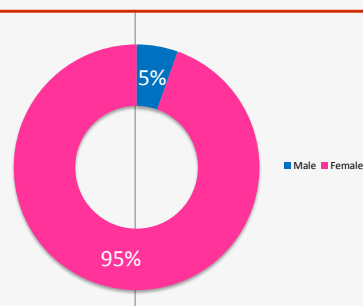
By cause



By age

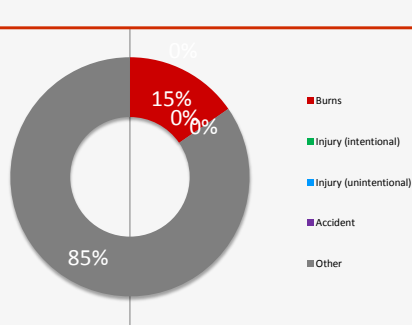


By gender

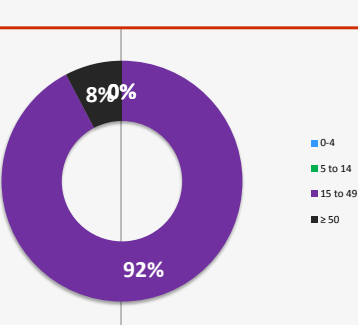


Breakdown of injuries

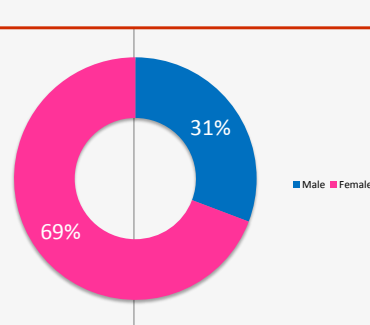
By cause



By age



By gender



We gratefully acknowledge the support of the following agencies:



View interactive maps and statistics online
<http://twine.unhcr.org>

