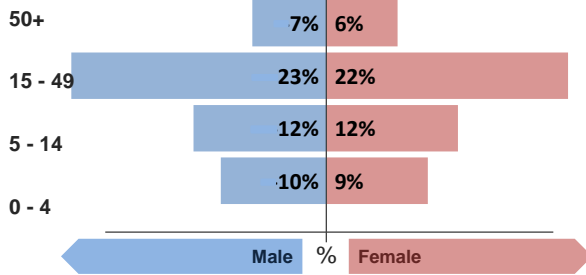


Refugee population

Total refugee population:

**13,332** \*

Demographic breakdown:



Kawergosk camp

Key facts

Camp opened:  
**August 2013**

Planned capacity:  
**10,000**

Area:  
**0.42 Km sq**

Population:  
**Syrian refugees, majority from Qamishli**

\* Source of population data:  
Estimates from UNHCR registration

Indicators at a glance

Indicator	Indicator	Standard
1	Health utilisation rate	4.5   1 - 4
2	Number of consultations per clinician per day	48   < 50
3	Proportion of first time antenatal visits made < 1st trimester	N/A   ≥ 90%
4	Measles immunisation coverage	107%   > 90%
5	Polio III immunisation coverage	105%   > 90%
6	Crude Mortality Rate (CMR) (/1000/month)	0.0   < 1.5
7	Under-five Mortality Rate (U5MR) (/1000/month)	0.0   < 3.0
8	Neonatal Mortality Rate (NNMR) (/1000 livebirths)	0.0   < 40

Notes

HIGHLIGHTS

Indicators normal.  
Upper respiratory tract infections remain the major cause of morbidity

*This public health profile for Kawergosk refugee camp is compiled from health data obtained from reporting agencies. Data is collected using standardised Health Information System (HIS) data collection and reporting tools and aims to be as accurate as possible.*

Agencies reporting:

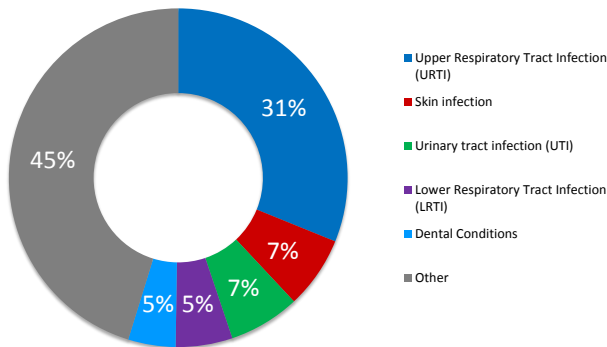
**MSF**

Alerts

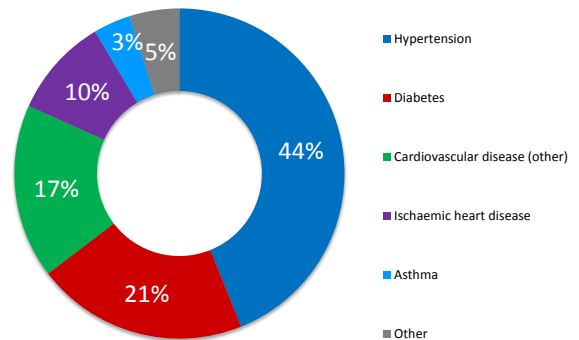
**NONE**

Morbidity

Acute health conditions (%)



Chronic health conditions (%)



Top 5 acute health conditions

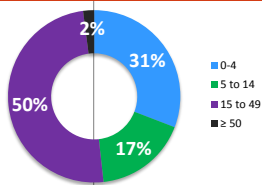
	% morbidity	# of cases
1 Upper Respiratory Tract Infection (URTI)	31%	316
2 Skin infection	7%	70
3 Urinary tract infection (UTI)	7%	69
4 Lower Respiratory Tract Infection (LRTI)	5%	55
5 Dental Conditions	5%	46
- Other	45%	459

Top 5 chronic health conditions

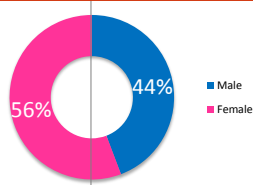
	% morbidity	# of cases
1 Hypertension	44%	36
2 Diabetes	21%	17
3 Cardiovascular disease (other)	17%	14
4 Ischaemic heart disease	10%	8
5 Asthma	4%	3
- Other	5%	4

Breakdown of acute health conditions

by age

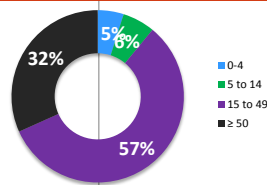


by gender

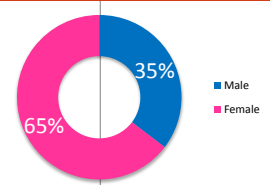


Breakdown of chronic health conditions

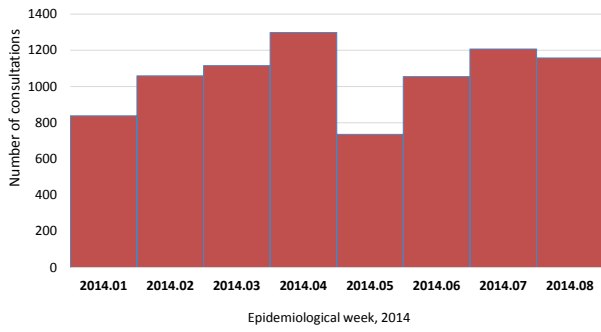
by age



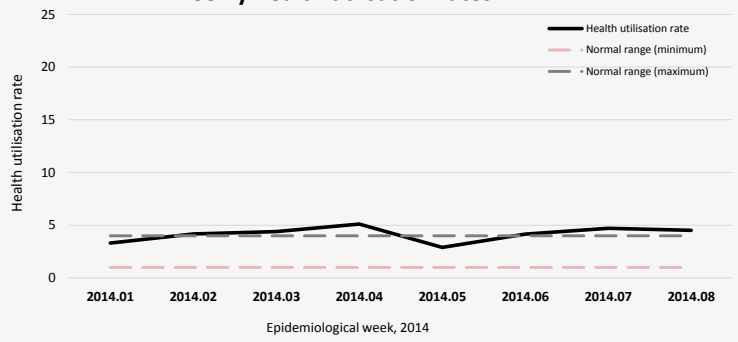
by gender



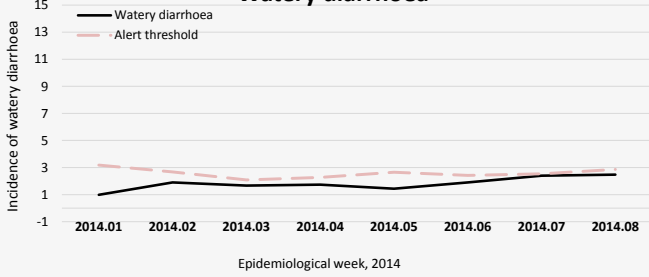
### Number of consultations



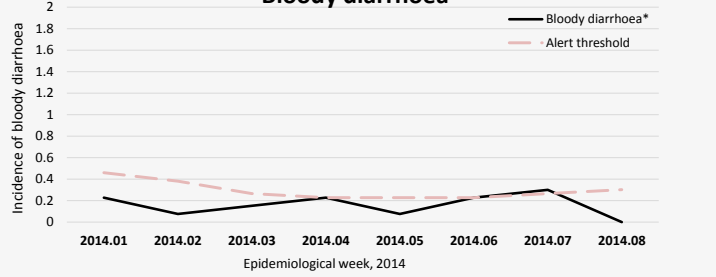
### Weekly health utilisation rates



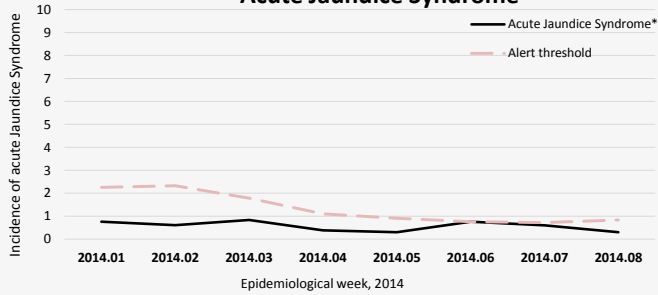
### Watery diarrhoea



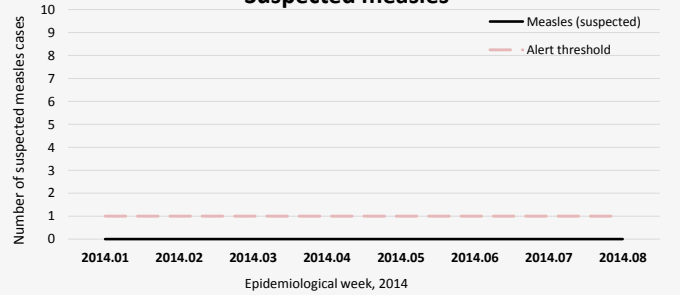
### Bloody diarrhoea



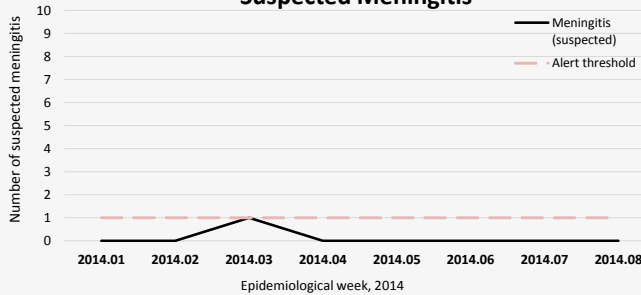
### Acute Jaundice Syndrome



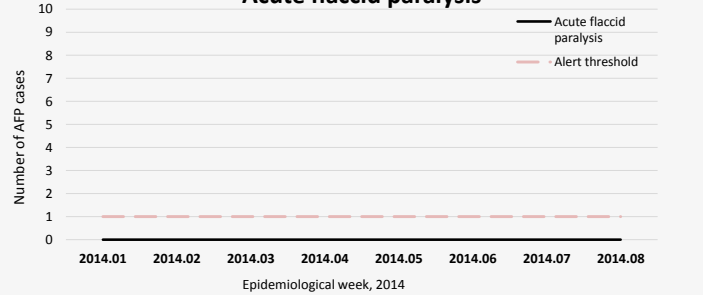
### Suspected measles



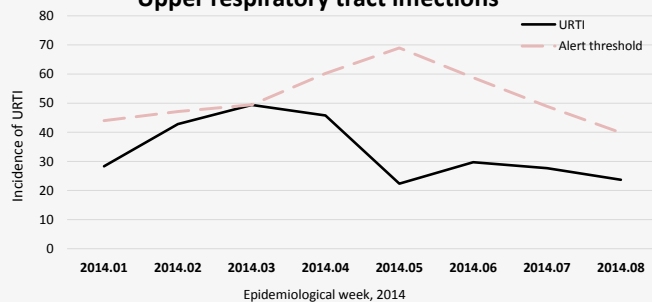
### Suspected Meningitis



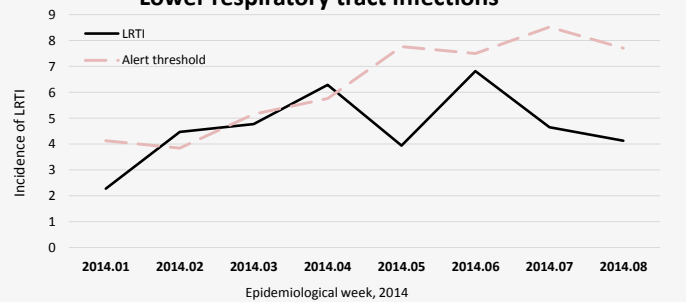
### Acute flaccid paralysis



### Upper respiratory tract infections



### Lower respiratory tract infections



#### Calculation of disease alert thresholds:

Watery diarrhoea = 1.5 x baseline, Bloody diarrhoea = 1.5 x baseline, Acute Jaundice Syndrome = 1.5 x baseline, Upper respiratory tract infections = 1.5 x baseline,  
 Meningitis = 5 cases, Acute Flaccid Paralysis = 1 case, Measles = 1 case,  
 baseline = average incidence or number of cases over the previous 3 weeks

# Public Health

Health Impact	Indicator	Standard	Outbreak Alert and Response	Indicator	Standard
Crude Mortality Rate (CMR) (/1000/month)	0.0	< 1.5	Number of outbreaks reported	0	
Under-five Mortality Rate (U5MR) (/1000/month)	0.0	< 3.0	% of outbreaks investigated within 48 hours	N/A	100%
Neonatal Mortality Rate (NNMR) (/1000 livebirths)	0.0	< 40	<b>Routine immunization</b>		
<b>Access and utilization</b>			BCG immunisation coverage	52%	> 90%
No. of health facilities	1.0	1 : < 10,000	DPT 1 immunisation coverage	86%	> 90%
Total number of consultations	1,158		Measles immunisation coverage	107%	> 90%
Health utilisation rate	4.5	1 - 4	Polio III immunisation coverage	105%	> 90%
No. of consultations per trained clinician per day	48	< 50	MMR immunisation coverage	129%	> 90%
<b>Reproductive health</b>			Vitamin A coverage	100%	> 90%
Proportion of first time antenatal visits made < 1st trimester			N/A	≥ 90%	
<b>Sexual and gender-based violence</b>			Incidence of reported rape		
			0.0		

## Top 3 Mental health conditions

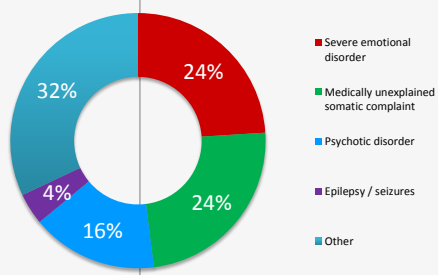
	% morbidity	# of cases
1 Severe emotional disorder	24%	6
2 Medically unexplained somatic complaint	24%	6
3 Psychotic disorder	16%	4
- Other	36%	9

## Top 3 injuries

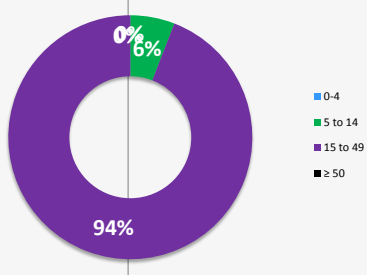
	% morbidity	# of cases
1 Injury (intentional)	78%	28
2 Injury (unintentional)	6%	2
3 Burns	3%	1
- Other	14%	5

## Breakdown of mental health conditions

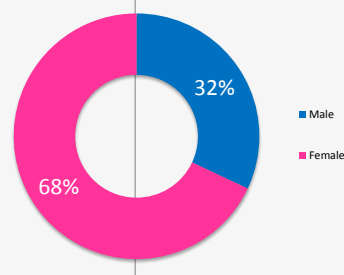
By cause



By age

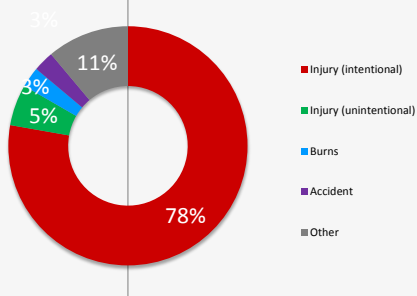


By gender

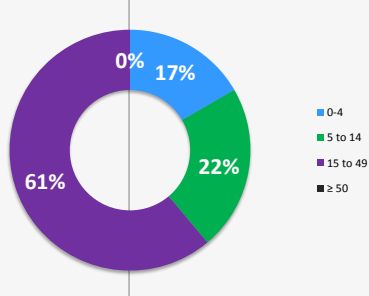


## Breakdown of injuries

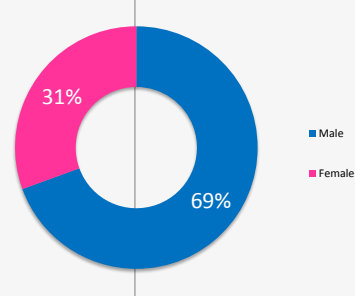
By cause



By age



By gender



We gratefully acknowledge the support of the following agencies:



View interactive maps and statistics online  
<http://twine.unhcr.org>

