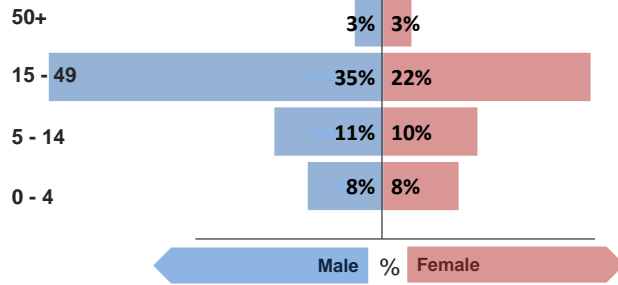


Refugee population

Total refugee population:
Demographic breakdown:

55830 *



Domiz camp

Key facts

Camp opened:
April 2012

Planned capacity:
27,000

Area:
1.14 Km sqr

Population:
Syrian refugees, majority from fleeing from areas populated by Kurds

* Source of population data: UNHCR estimate. Registered population is 85905, however many thought to live outside the camp perimeter. Proportions are for registered population

Indicators at a glance

	Indicator	Standard
1	Health utilisation rate	1.9
2	Number of consultations per clinician per day	40
3	Proportion of first time antenatal visits made < 1st trimester	100%
4	Measles immunisation coverage	51%
5	Polio III immunisation coverage	77%
6	Crude Mortality Rate (CMR) (/1000/month)	0.0
7	Under-five Mortality Rate (U5MR) (/1000/month)	0.0
8	Neonatal Mortality Rate (NNMR) (/1000 livebirths)	0.0

Notes

HIGHLIGHTS THIS WEEK
NONE

This public health profile for Domiz refugee camp is compiled from health data obtained from reporting agencies. Data is collected using standardised Health Information System (HIS) data collection and reporting tools and aims to be as accurate as possible.

Agencies reporting:

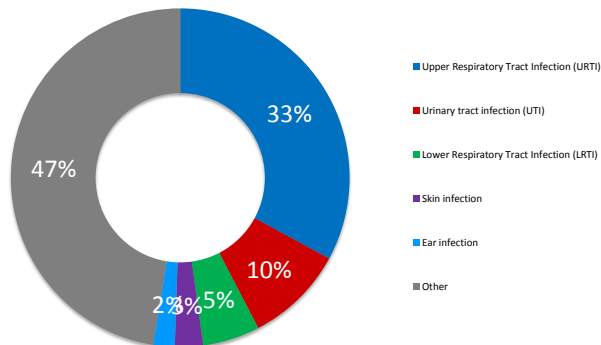
MSF, IMC, DOH

Alerts

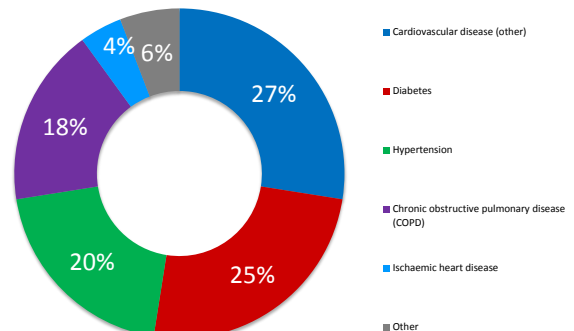
Bloody diarrhoea incidence above threshold

Morbidity

Acute health conditions (%)



Chronic health conditions (%)



Top 5 acute health conditions

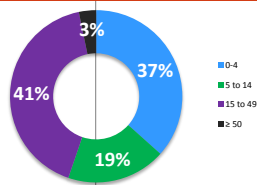
	% morbidity	# of cases
1 Upper Respiratory Tract Infection (URTI)	33%	417
2 Urinary tract infection (UTI)	9%	120
3 Lower Respiratory Tract Infection (LRTI)	5%	69
4 Skin infection	3%	34
5 Ear infection	2%	26
- Other	47%	601

Top 5 chronic health conditions

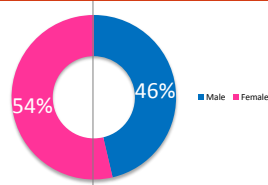
	% morbidity	# of cases
1 Cardiovascular disease (other)	27%	33
2 Diabetes	25%	30
3 Hypertension	20%	24
4 Chronic obstructive pulmonary disease (COPD)	17%	21
5 Ischaemic heart disease	4%	5
- Other	6%	7

Breakdown of acute health conditions

by age

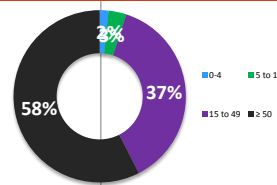


by gender

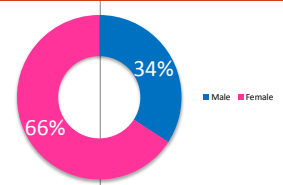


Breakdown of chronic health conditions

by age

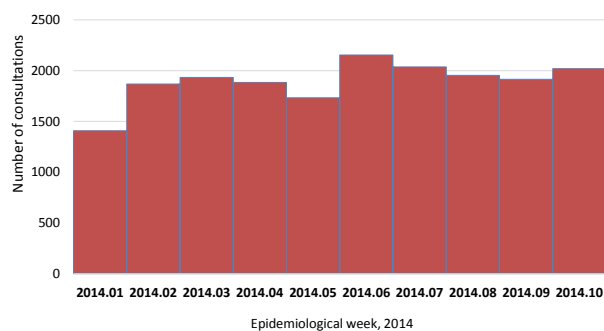


by gender

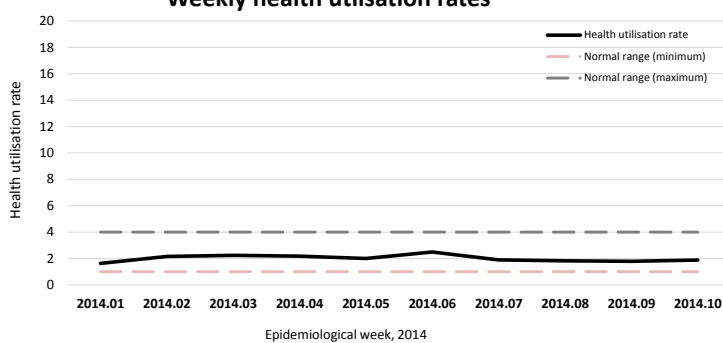


Trends since January 2014

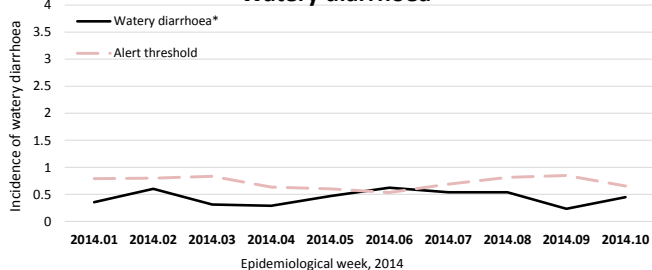
Number of consultations



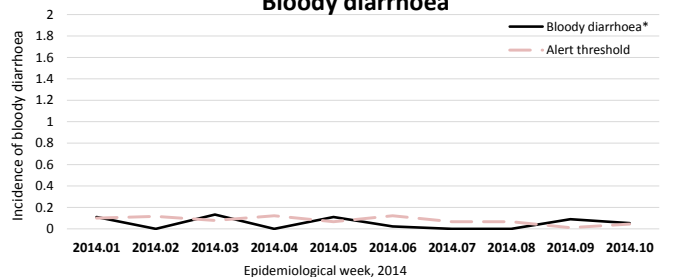
Weekly health utilisation rates



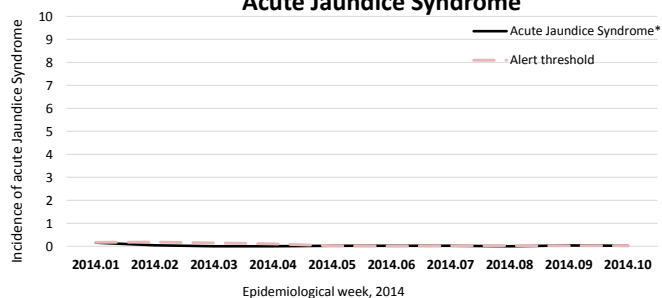
Watery diarrhoea



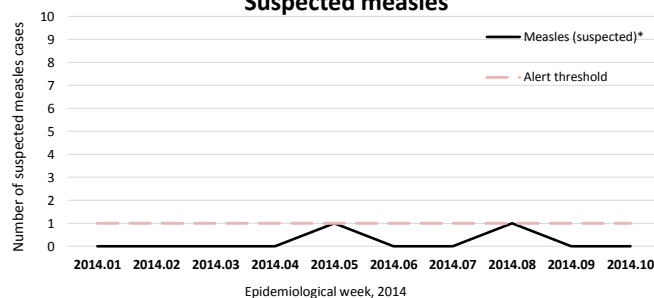
Bloody diarrhoea



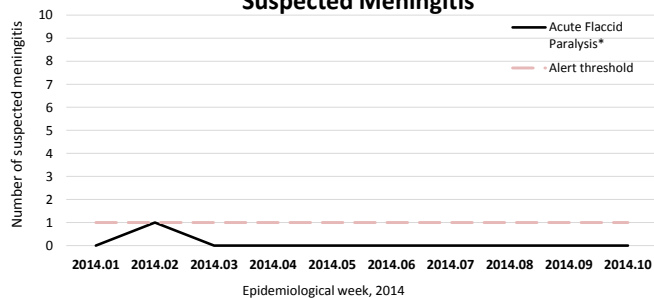
Acute Jaundice Syndrome



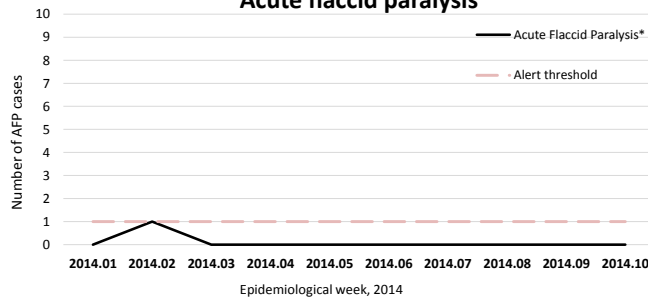
Suspected measles



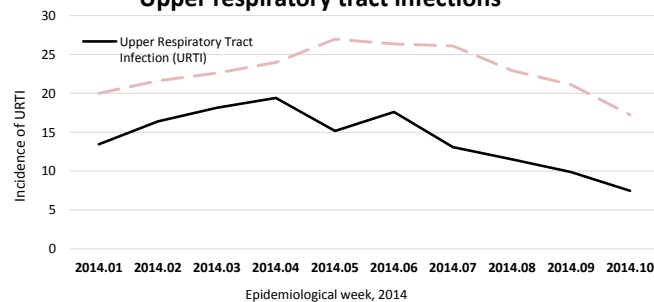
Suspected Meningitis



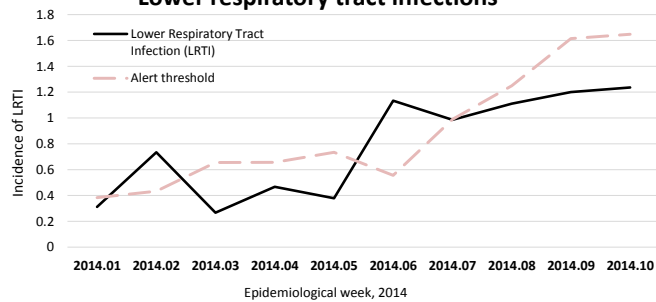
Acute flaccid paralysis



Upper respiratory tract infections



Lower respiratory tract infections



Calculation of disease alert thresholds:

Watery diarrhoea = 1.5 x baseline, Bloody diarrhoea = 1.5 x baseline, Acute Jaundice Syndrome = 1.5 x baseline, Upper respiratory tract infections = 1.5 x baseline,
Meningitis = 5 cases, Acute Flaccid Paralysis = 1 case, Measles = 1 case,
baseline = average incidence or number of cases over the previous 3 weeks

Public Health

Health Impact

Indicator	Standard
Crude Mortality Rate (CMR) (/1000/month)	0.0 < 1.5
Under-five Mortality Rate (U5MR) (/1000/month)	0.0 < 3.0
Neonatal Mortality Rate (NNMR) (/1000 livebirths)	0.0 < 40

Access and utilization

No. of health facilities	1.0	1 : < 10,000
Total number of consultations	2,020	
Health utilisation rate	1.9	1 - 4
No. of consultations per trained clinician per day	40	< 50

Reproductive health

Proportion of first time antenatal visits made < 1st trimester	100%	≥ 90%
--	------	-------

Outbreak Alert and Response

Indicator	Standard
Number of outbreaks reported	0
% of outbreaks investigated within 48 hours	N/A 100%
Routine immunization	
BCG immunisation coverage	95% > 90%
DPT 1 immunisation coverage	101% > 90%
Measles immunisation coverage	51% > 90%
Polio III immunisation coverage	77% > 90%
MMR immunisation coverage	82% > 90%
Vitamin A coverage	94% > 90%

Sexual and gender-based violence

Incidence of reported rape	0.0
----------------------------	-----

Top 3 Mental health conditions

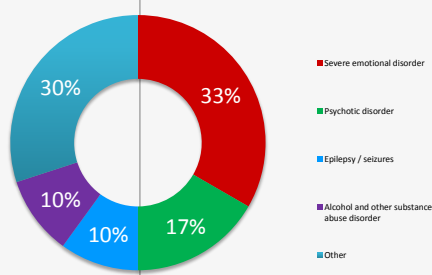
	% morbidity	# of cases
1 Severe emotional disorder	33%	10
2 Psychotic disorder	17%	5
3 Epilepsy / seizures	10%	3
- Other	40%	12

Top 3 injuries

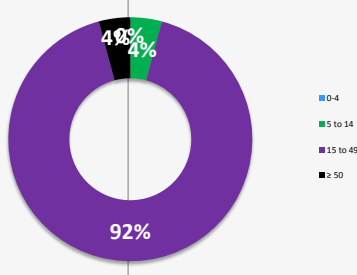
	% morbidity	# of cases
1 Injury (unintentional)	15%	93
2 Burns	15%	90
3 Injury (intentional)	0%	0
- Other	70%	420

Breakdown of mental health conditions

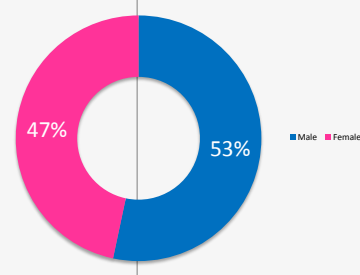
By cause



By age

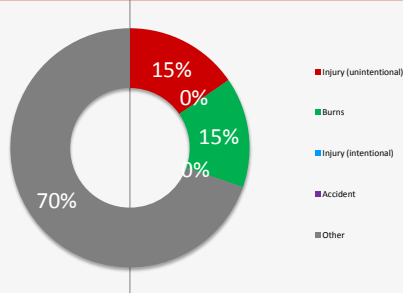


By gender

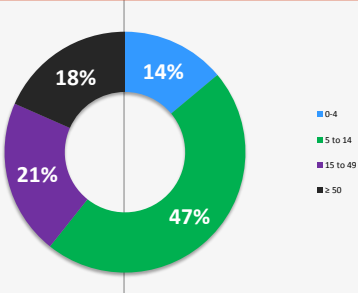


Breakdown of injuries

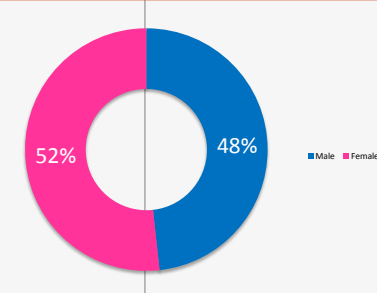
By cause



By age



By gender



We gratefully acknowledge the support of the following agencies:



View interactive maps and statistics online
<http://twine.unhcr.org>

