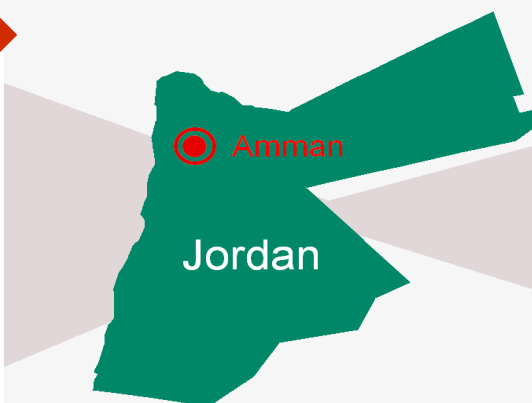
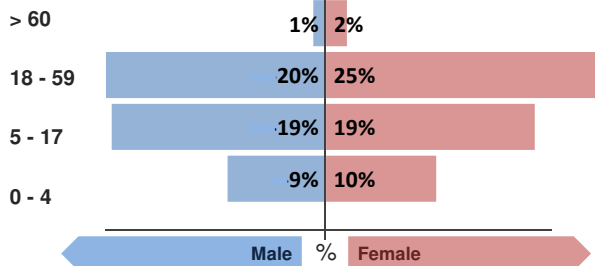




Refugee population

Total refugee population: **98,019** *

Demographic breakdown:



Key facts

Camp opened:
July 2012

* Source of population data:
WFP Distribution Figures

Indicators at a glance

1 Health utilisation rate	8.0	✓
2 Number of consultations per clinician per day	32	✓
3 Hospitalisation rate	4.0	⚠
4 Referral rate		?
5 % deliveries attended by skilled personnel	100%	⚠
6 Crude Mortality Rate (CMR) (/1000/month)	0.3	✓
7 Under-five Mortality Rate (U5MR) (/1000/month)	0.9	✓
8 Neonatal Mortality Rate (NNMR) (/1000 livebirths)	28.6	✗

Notes

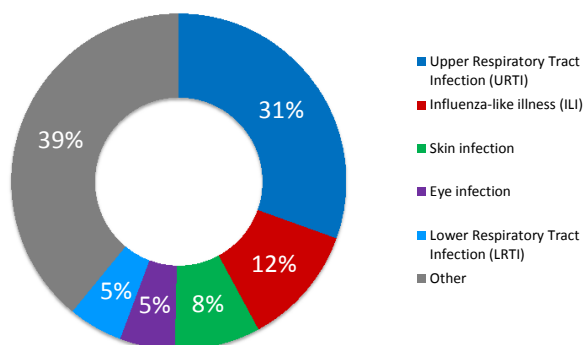
This public health profile for Za'atri refugee camp is compiled from health facility data from the following partners:

- IMC Clinic
- JHAS Clinic
- Jordan Italian Field Hospital
- MDM Clinics 1 and 2
- Moroccan Field Hospital
- Saudi Clinic

Data is collected using standardised Health Information System (HIS) data collection and reporting tools and aims to be as accurate as possible.

Morbidity

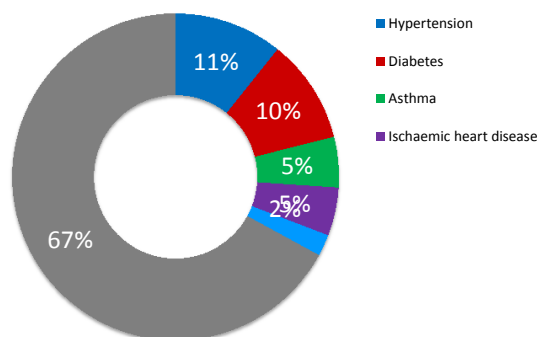
Acute health conditions (%)



Top 5 acute health conditions

	% morbidity	# of cases
1 Upper Respiratory Tract Infection (URTI)	30%	2,685
2 Influenza-like illness (ILI)	12%	1,024
3 Skin infection	8%	729
4 Eye infection	5%	463
5 Lower Respiratory Tract Infection (LRTI)	5%	468
- Other	39%	4,065

Chronic health conditions (%)

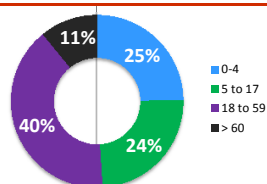


Top 5 chronic health conditions

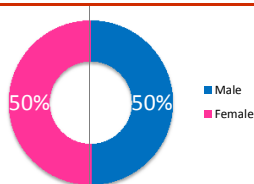
	% morbidity	# of cases
1 Hypertension	11%	562
2 Diabetes	10%	540
3 Asthma	5%	262
4 Ischaemic heart disease	5%	250
5 Chronic obstructive pulmonary disease (COPD)	2%	111
- Other	67%	3,511

Breakdown of acute health conditions

by age

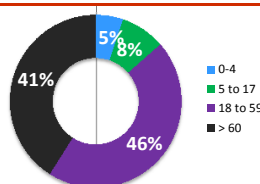


by gender

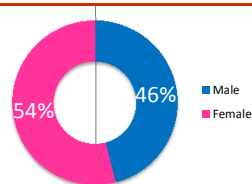


Breakdown of chronic health conditions

by age



by gender



Public Health

Health Impact

Indicator	Standard
Crude Mortality Rate (CMR) (/1000/month)	0.3 < 1.5 ✓
Under-five Mortality Rate (U5MR) (/1000/month)	0.9 < 3.0 ✓
Neonatal Mortality Rate (NNMR) (/1000 livebirths)	28.6 < 40 ✓

Access and utilization

No. of health facilities	7	1 : 16337	1 : < 10,000	✗
Total number of consultations		15,055		
Health utilisation rate		8.0	1 - 4	✗
No. of consultations per trained clinician per day		32	< 50	✓

Outbreak Alert and Response

Number of outbreaks reported	0
% of outbreaks investigated within 48 hours	100%

Laboratory

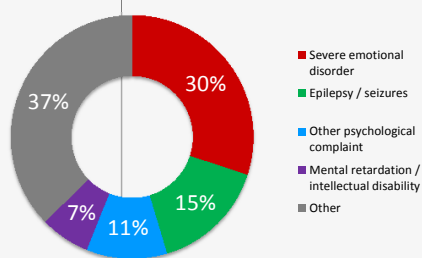
Number of laboratory samples	589
------------------------------	-----

Immunization

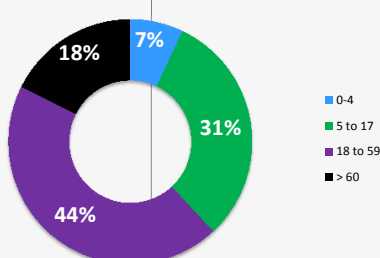
Measles vaccination rate	> 95%	?
Full vaccination rate	> 95%	?
Program drop-out rate	< 10%	?
Vaccine wastage rate	< 8%	?

Breakdown of mental health conditions

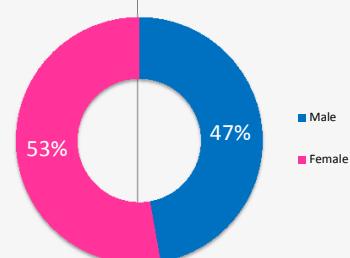
By cause



By age

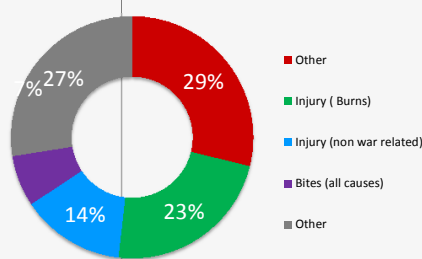


By gender

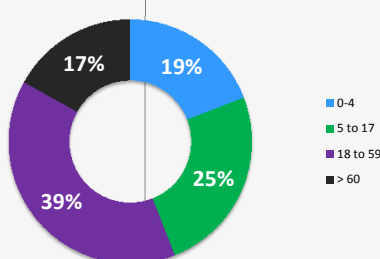


Breakdown of injuries

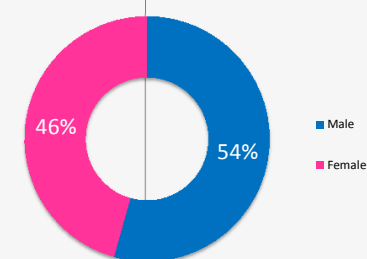
By cause



By age



By gender



In-patient and referral

In-patient department

Indicator	Standard
Hospitalisation rate (/1000/month)	4.0 50 - 150
Bed occupancy rate	62% > 75% ✗
Mean length of stay for authorised discharges (days)	1.5

Indicator	Standard
Overall case fatality rate	3%
Proportion of deaths within 24 hours of admission	0%

Referral

Total referral rate	?
---------------------	---

Reproductive Health

Antenatal care

Indicator	Standard
Coverage of antenatal care (4 or more visits)	31% ≥ 90% ✓
Coverage of TT vaccination	17% ≥ 90% ✗
Coverage of anaemia screening in pregnancy	54% ≥ 90% ✓

Delivery care

Proportion of deliveries attended by skilled personnel	100% ≥ 90% ⚠
Proportion of deliveries performed by caesarean section	17% 5 - 15% ✓
Proportion of low birth weight deliveries (<2500g)	0% < 15% ✓

Maternal mortality

Number of maternal deaths reported	0
% of maternal deaths investigated within 48 hours	100%

Postnatal care

Coverage of postnatal care	38% ≥ 90% ⚠
----------------------------	-------------

Family Planning

Contraceptive prevalence rate	2%
-------------------------------	----

Sexual and Gender-based Violence

Incidence of rape (reported cases/10,000/year)*	0	✓
% of rape survivors who received PEP** < 72 hours	100%	✓
% of rape survivors who received ECP*** < 120 hours	100%	✓
% of rape survivors who received STI**** prophylaxis < 2 wks	100%	✓

*Only includes rapes reported at health facilities **Post-exposure prophylaxis ***Emergency contraceptive pill ****Sexually transmitted infection

