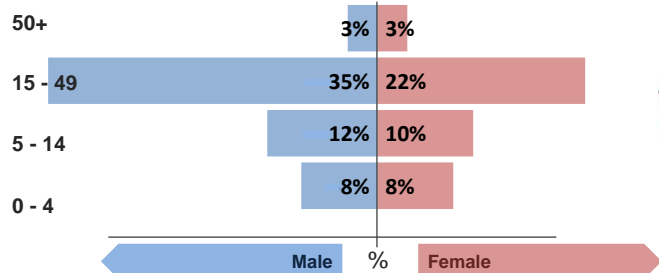


## Refugee population

Total refugee population in **reporting camps**:

58,548 §

Demographic breakdown:



## Key facts

Estimated total population living in Duhok camps:

61,504 §

\*Camps reporting health data:

Domiz  
Gawilan

Population:  
Syrian refugees

§ Source of population data:  
Estimates from UNHCR data

## Indicators at a glance

|   | Indicator  | Standard |
|---|--|----------|
| 1 | Health utilisation rate  | 1.9      |
| 2 | Number of consultations per clinician per day                  | 34       |
| 3 | Proportion of first time antenatal visits made < 1st trimester | 98%      |
| 4 | Measles immunisation coverage                                  | 53%      |
| 5 | Polio III immunisation coverage                                | 76%      |
| 6 | Crude Mortality Rate (CMR) (/1000/month)                       | 0.0      |
| 7 | Under-five Mortality Rate (U5MR) (/1000/month)                 | 0.0      |
| 8 | Neonatal Mortality Rate (NNMR) (/1000 livebirths)              | 0.0      |

## Notes

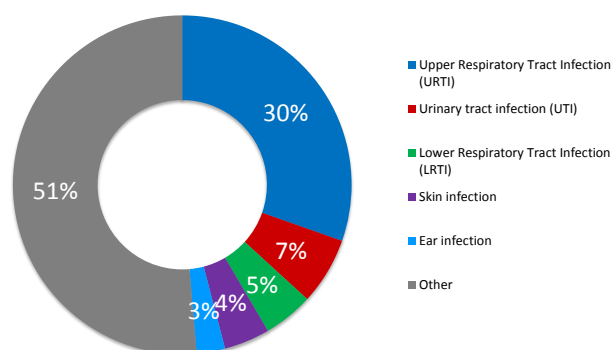
This public health profile for Duhok camps is compiled from health data obtained from reporting agencies. Data is collected using standardised Health Information System (HIS) data collection and reporting tools and aims to be as accurate as possible.

Agencies reporting:

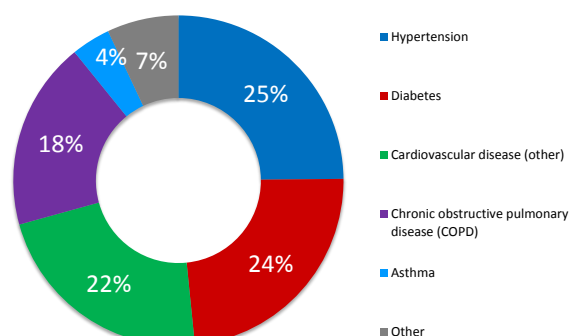
DOH-Duhok  
IMC  
MSF  
PU-AMI  
Zhiyan Foundation

## Morbidity

## Acute health conditions (%)



## Chronic health conditions (%)



## Top 5 acute health conditions

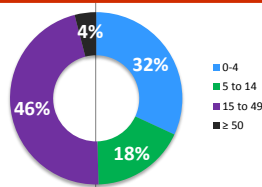
|  | % morbidity | # of cases |
|--|-------------|------------|
| 1 Upper Respiratory Tract Infection (URTI) | 30%         | 459        |
| 2 Urinary tract infection (UTI)            | 6%          | 97         |
| 3 Lower Respiratory Tract Infection (LRTI) | 5%          | 72         |
| 4 Skin infection                           | 4%          | 66         |
| 5 Ear infection                            | 3%          | 41         |
| - Other                                    | 51%         | 776        |

## Top 5 chronic health conditions

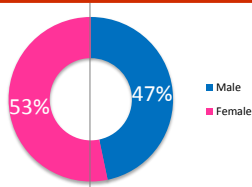
|  | % morbidity | # of cases |
|--|-------------|------------|
| 1 Hypertension                                 | 25%         | 39         |
| 2 Diabetes                                     | 24%         | 37         |
| 3 Cardiovascular disease (other)               | 22%         | 35         |
| 4 Chronic obstructive pulmonary disease (COPD) | 18%         | 29         |
| 5 Asthma                                       | 4%          | 6          |
| - Other  | 7%          | 11         |

Breakdown of acute health conditions

by age

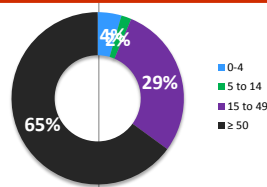


by gender

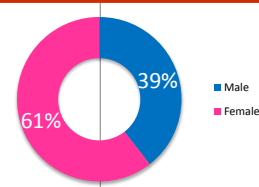


Breakdown of chronic health conditions

by age



by gender



## Public Health

### Health Impact

| Indicator   | Standard  |
|---|-----------|
| Crude Mortality Rate (CMR) (/1000/month)          | 0.0 < 1.5 |
| Under-five Mortality Rate (U5MR) (/1000/month)    | 0.0 < 3.0 |
| Neonatal Mortality Rate (NNMR) (/1000 livebirths) | 0.0 < 40  |

### Access and utilization

|  |       |              |
|--|-------|--------------|
| No. of health facilities                           | 1.0   | 1 : < 10,000 |
| Total number of consultations                      | 2,124 |              |
| Health utilisation rate                            | 1.9   | 1 - 4        |
| No. of consultations per trained clinician per day | 34    | < 50         |

### Reproductive health

|  |     |       |
|--|-----|-------|
| Proportion of first time antenatal visits made < 1st trimester | 98% | ≥ 90% |
|--|-----|-------|

### Outbreak Alert and Response

| Indicator                                   | Standard   |
|---|------------|
| Number of outbreaks reported                | 0          |
| % of outbreaks investigated within 48 hours | N/A 100%   |
| <b>Routine immunization</b>                 |            |
| BCG immunisation coverage                   | 94% > 90%  |
| DPT 1 immunisation coverage                 | 101% > 90% |
| Measles immunisation coverage               | 53% > 90%  |
| Polio III immunisation coverage             | 76% > 90%  |
| MMR immunisation coverage                   | 88% > 90%  |
| Vitamin A coverage                          | 89% > 90%  |

### Sexual and gender-based violence

|                            |     |
|----------------------------|-----|
| Incidence of reported rape | 0.0 |
|----------------------------|-----|

## Top 3 Mental health conditions

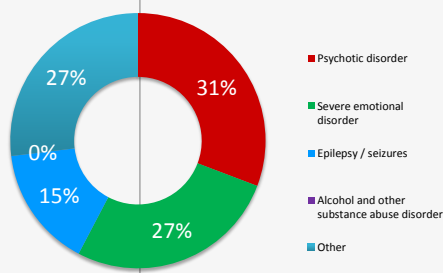
|                             | % morbidity | # of cases |
|-----------------------------|-------------|------------|
| 1 Psychotic disorder        | 31%         | 8          |
| 2 Severe emotional disorder | 27%         | 7          |
| 3 Epilepsy / seizures       | 15%         | 4          |
| - Other                     | 27%         | 7          |

## Top 3 injuries

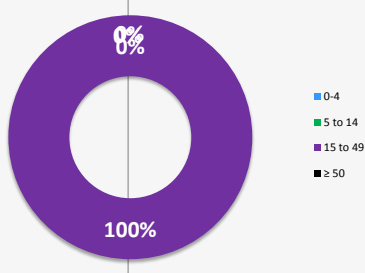
|                          | % morbidity | # of cases |
|--------------------------|-------------|------------|
| 1 Injury (unintentional) | 20%         | 87         |
| 2 Burns                  | 14%         | 59         |
| 3 Injury (intentional)   | 0%          | 0          |
| - Other                  | 66%         | 284        |

## Breakdown of mental health conditions

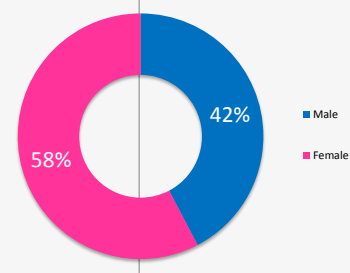
### By cause



### By age

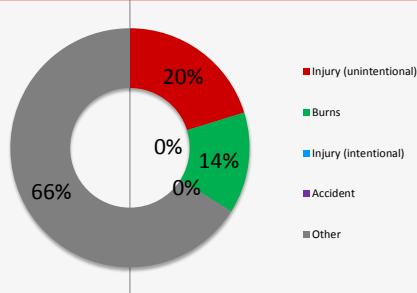


### By gender

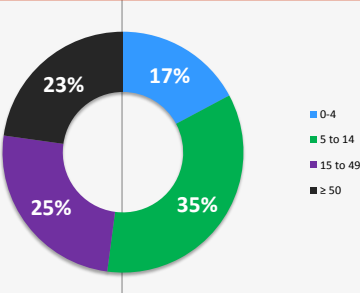


## Breakdown of injuries

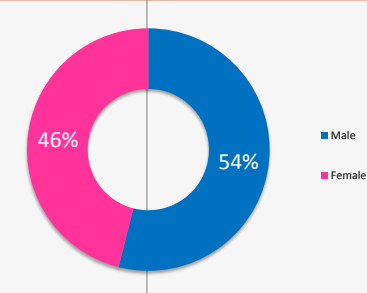
### By cause



### By age



### By gender



We gratefully acknowledge the support of the following agencies:



View interactive maps and statistics online  
<http://twine.unhcr.org>

