

Registered Syrians in Jordan

Registered since 01 March 2011

10 May 2014

UNHCR Jordan



Total Active Registered Syrians

597,974



491,063
82.1%

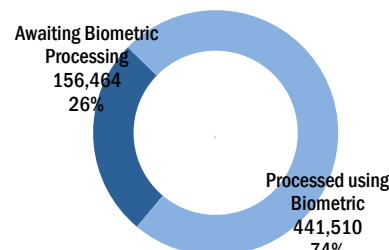


106,911
17.9%

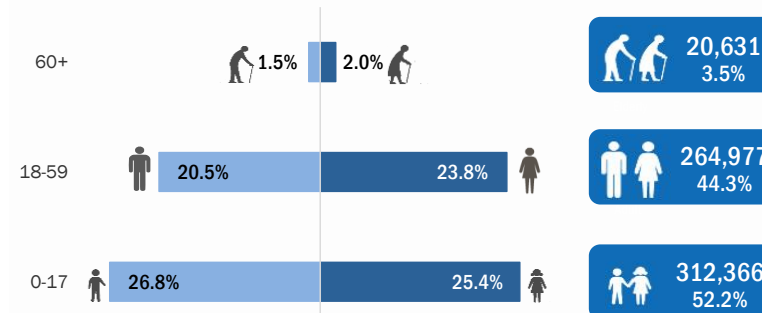
Standard Age and Gender

Age	0-4	5-11	12-17	18-35	36-59	60+	Total	%
Female	50,671	61,575	39,784	92,404	49,829	11,892	306,155	51.2%
Male	53,635	64,452	42,249	81,595	41,149	8,739	291,819	48.8%
Total	104,306	126,027	82,033	173,999	90,978	20,631	597,974	100%
	17.4%	21.1%	13.7%	29.1%	15.2%	3.5%		

Biometric Statistics (IRIS)



Age-Gender Breakdown



Place of Origin

Dar'a	282,005	47.2%
Homs	96,448	16.1%
Rural Damascus	68,766	11.5%
Damascus	46,465	7.8%
Aleppo	37,518	6.3%
Hama	28,072	4.7%
Idleb	8,350	1.4%
Ar-raqqa	6,360	1.1%
Al-hasakeh	3,299	0.6%
Quneitra	2,628	0.4%
Deir-ez-zor	2,344	0.4%
Lattakia	1,049	0.2%
As-sweida	794	0.1%
Tartous	265	0.0%
Other	13,611	2.3%

Specific Needs

Serious medical condition	22,115	3.7%
Woman at risk	18,749	3.1%
Specific legal and physical protection needs	17,843	3.0%
Child at risk	11,544	1.9%
Disability	10,544	1.8%
Single parent	7,262	1.2%
Unaccompanied or separated child	4,675	0.8%
Older person at risk	3,264	0.5%
Torture	2,142	0.4%
Family unity	153	0.0%
Pregnant or lactating	72	0.0%
Total	98,363	16.4%

Arrivals

Pre-2011	7,559	1.3%
2011	21,724	3.6%
2012	188,824	31.6%
2013	328,791	55.0%
2014	51,076	8.5%

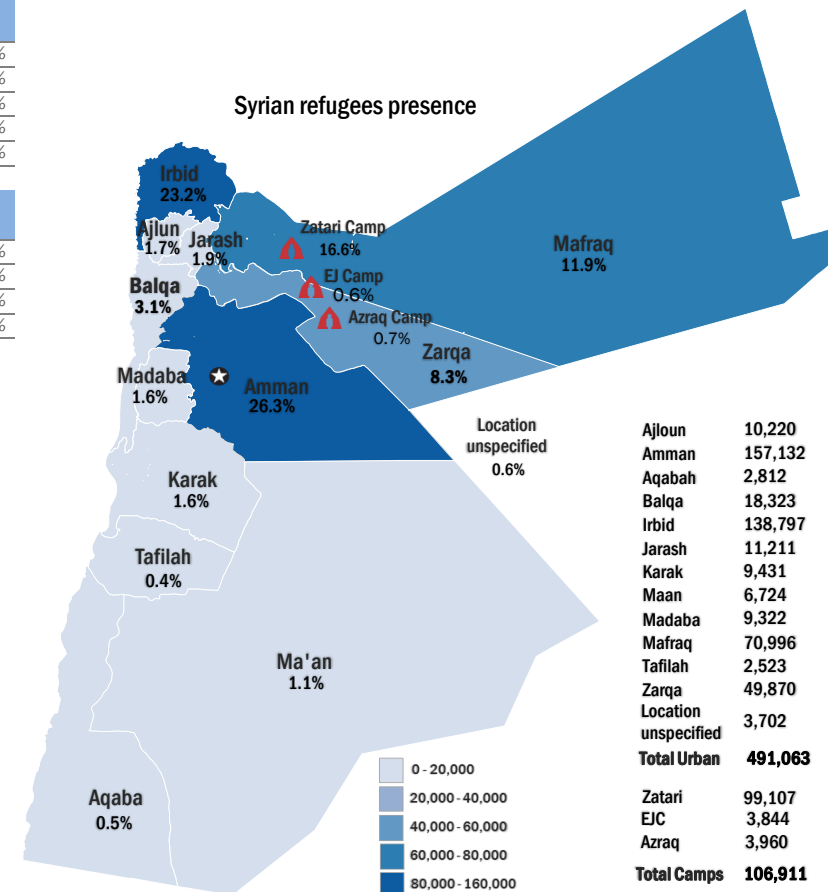
Registration Trend

2011	2,306	0.3%
2012	129,896	15.0%
2013	666,411	76.9%
2014	67,648	7.8%

Syrian Registration Trend since 01 March 2011



Syrian refugees presence



Interagency Portal: <http://data.unhcr.org/Syrianrefugees>

UNHCR on the web: <http://www.unhcr.org> ; <http://www.unhcr.org>

UNHCR on Social network: <http://www.facebook.com/UNHCRJordan> ; http://twitter.com/And_Harper ; <http://twitter.com/ZaatariCamp>

* Coloured map only reflects refugees living outside camps.