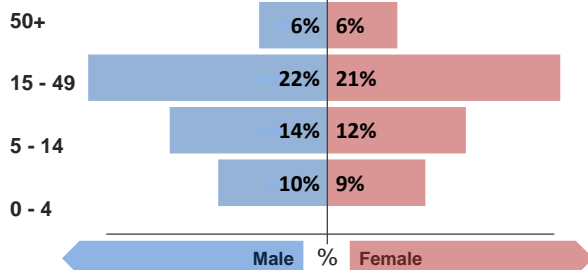


## Refugee population

Total refugee population:

3,184 \*

Demographic breakdown:



## Key facts

Camp opened:  
August 2013Planned capacity:  
4,580Area:  
0.15 Km sqPopulation:  
Syrian refugees, majority  
from Qamishli and Hasak\* Source of population data:  
Estimates from UNHCR registration. For  
multi-week reports, average population  
is presented

## Indicators at a glance

1	Health utilisation rate	12.1	1 - 4
2	Number of consultations per clinician per day	53	< 50
3	Proportion of first time antenatal visits made < 1st trimester	N/A	≥ 90%
4	Measles immunisation coverage	26%	> 90%
5	Polio III immunisation coverage	71%	> 90%
6	Crude Mortality Rate (CMR) (/1000/month)	0.0	< 1.5
7	Under-five Mortality Rate (U5MR) (/1000/month)	0.0	< 3.0
8	Neonatal Mortality Rate (NNMR) (/1000 livebirths)	0.0	< 40

## Notes

## HIGHLIGHTS

Health utilisation rate and consultations per clinician per day elevated.  
Upper respiratory tract infections remains the major cause of morbidity.

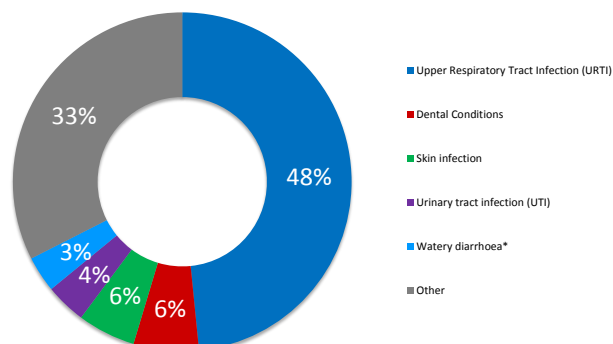
This public health profile for the refugee camp is compiled from health data obtained from reporting agencies. Data is collected using standardised Health Information System (HIS) data collection and reporting tools and aims to be as accurate as possible.

Agencies reporting:

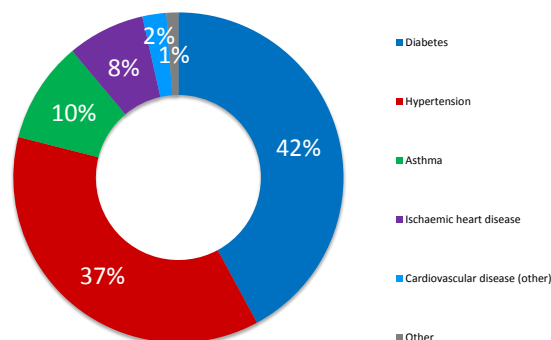
DOH Erbil

## Morbidity

## Acute health conditions (%)



## Chronic health conditions (%)



## Top 5 acute health conditions

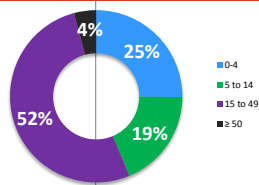
	% morbidity	# of cases
1 Upper Respiratory Tract Infection (URTI)	48%	1,686
2 Dental Conditions	6%	217
3 Skin infection	6%	193
4 Urinary tract infection (UTI)	4%	135
5 Watery diarrhoea*	3%	120
- Other	32%	1,131

## Top 5 chronic health conditions

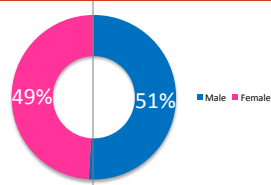
	% morbidity	# of cases
1 Diabetes	42%	72
2 Hypertension	37%	63
3 Asthma	10%	17
4 Ischaemic heart disease	8%	13
5 Cardiovascular disease (other)	2%	4
- Other	0.011696	2

## Breakdown of acute health conditions

## by age

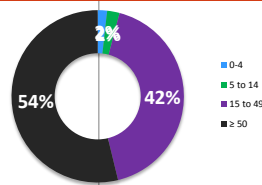


## by gender

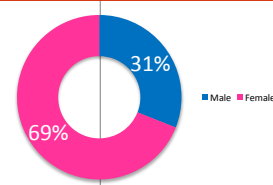


## Breakdown of chronic health conditions

## by age

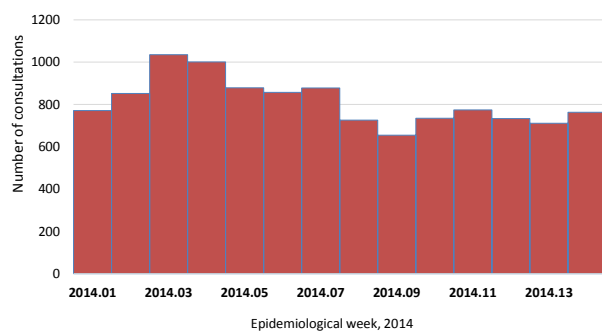


## by gender

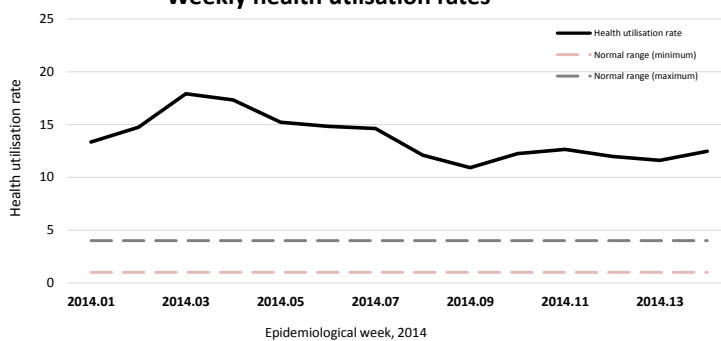


## Trends since the January 2014

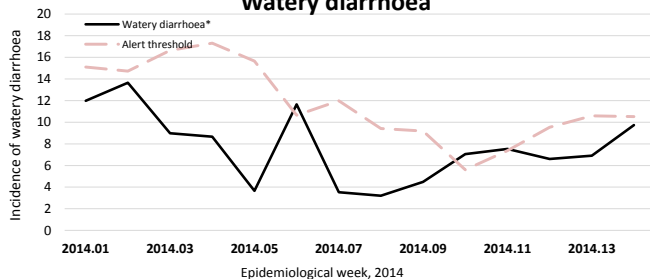
### Number of consultations



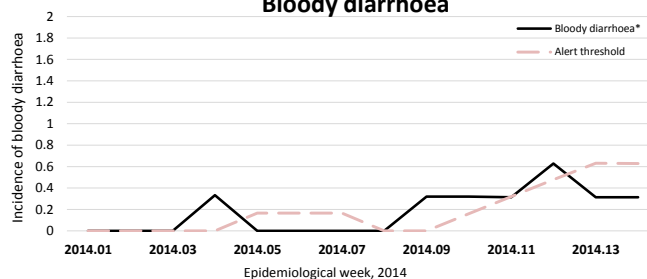
### Weekly health utilisation rates



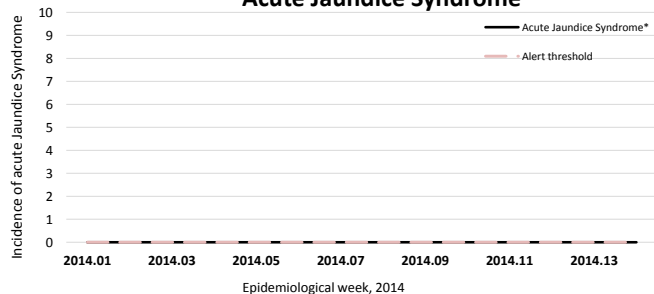
### Watery diarrhoea



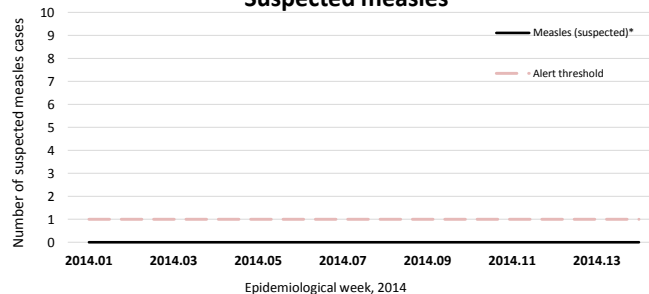
### Bloody diarrhoea



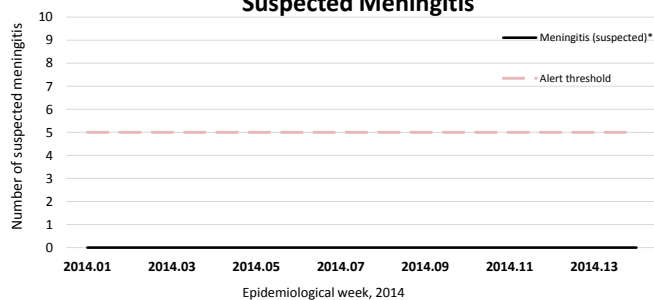
### Acute Jaundice Syndrome



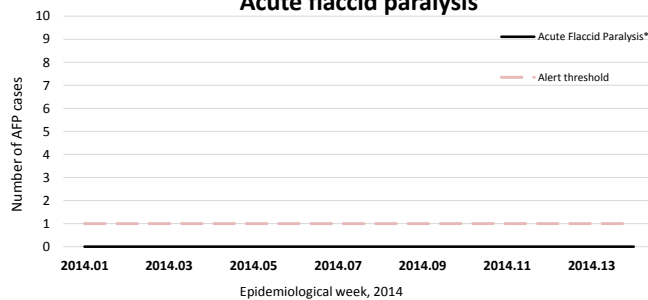
### Suspected measles



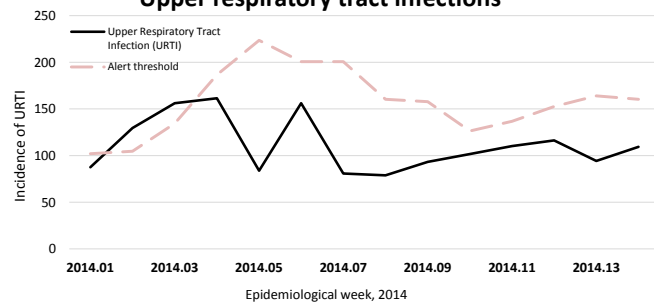
### Suspected Meningitis



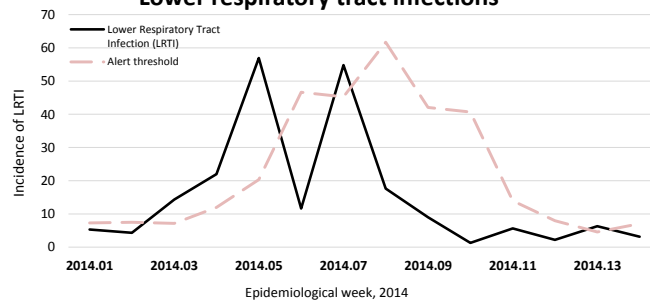
### Acute flaccid paralysis



### Upper respiratory tract infections



### Lower respiratory tract infections



#### Calculation of disease alert thresholds:

Watery diarrhoea = 1.5 x baseline, Bloody diarrhoea = 1.5 x baseline, Acute Jaundice Syndrome = 1.5 x baseline, Upper respiratory tract infections = 1.5 x baseline,  
Meningitis = 5 cases, Acute Flaccid Paralysis = 1 case, Measles = 1 case,  
baseline = average incidence or number of cases over the previous 3 weeks

## Public Health

### Health Impact

Indicator	Standard
Crude Mortality Rate (CMR) (/1000/month)	0.0 < 1.5
Under-five Mortality Rate (U5MR) (/1000/month)	0.0 < 3.0
Neonatal Mortality Rate (NNMR) (/1000 livebirths)	0.0 < 40

### Access and utilization

No. of health facilities	1.0	1 : < 10,000
Total number of consultations	3,716	
Health utilisation rate	12.1	1 - 4
No. of consultations per trained clinician per day	53	< 50

### Reproductive health

Proportion of first time antenatal visits made < 1st trimester	N/A	≥ 90%
--	-----	-------

### Outbreak Alert and Response

Indicator	Standard
Number of outbreaks reported	0
% of outbreaks investigated within 48 hours	N/A 100%

### Routine immunization

BCG immunisation coverage	52%	> 90%
DPT 1 immunisation coverage	41%	> 90%
Measles immunisation coverage	26%	> 90%
Polio III immunisation coverage	71%	> 90%
MMR immunisation coverage	78%	> 90%
Vitamin A coverage	58%	> 90%

### Sexual and gender-based violence

Incidence of reported rape	0.0
----------------------------	-----

## Top 3 Mental health conditions

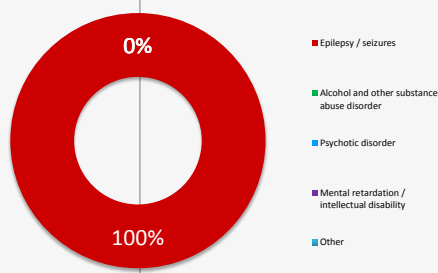
	% morbidity	# of cases
1 Epilepsy / seizures	100%	2
2 Alcohol and other substance abuse disorder	0%	0
3 Psychotic disorder	0%	0
- Other	0%	0

## Top 3 injuries

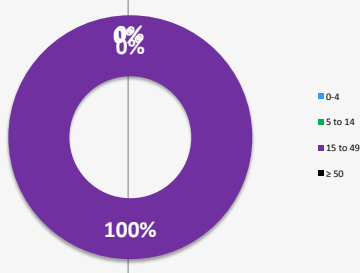
	% morbidity	# of cases
1 Injury (unintentional)	57%	35
2 Burns	38%	23
3 Injury (intentional)	3%	2
- Other	2%	1

## Breakdown of mental health conditions

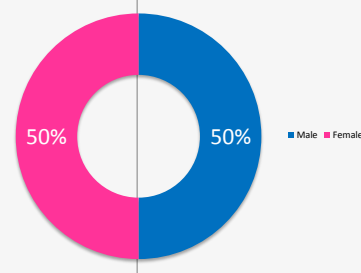
### By cause



### By age

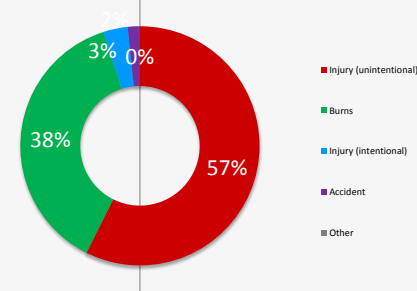


### By gender

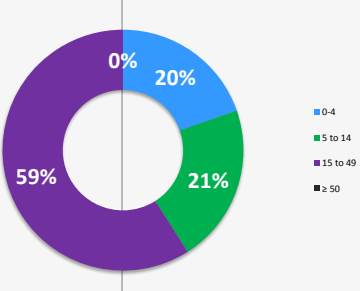


## Breakdown of injuries

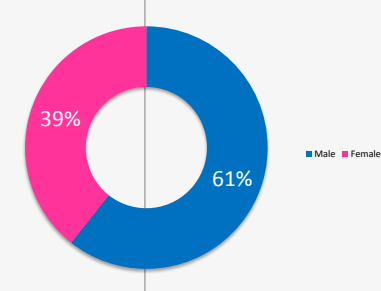
### By cause



### By age



### By gender



We gratefully acknowledge the support of the following agencies:



View interactive maps and statistics online  
<http://twine.unhcr.org>

