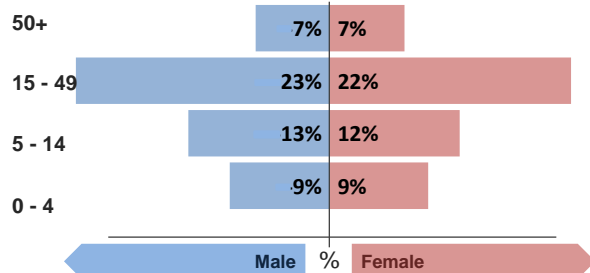


Refugee population

Total refugee population in **reporting camps**:**28,579** §

Demographic breakdown:



Key facts

Estimated total population living in Erbil camps:
28,579 §

* Camps reporting health data:

Kawergosk
Qushtapa
Darashakran
BasirmaPopulation:
Syrian refugees§ Source of population data:
Estimates from UNHCR registration.
For multiweek reports, average is presented

Indicators at a glance

	Indicator	Standard
1	Health utilisation rate	5.8
2	Number of consultations per clinician per day	49
3	Proportion of first time antenatal visits made < 1st trimester	N/A
4	Measles immunisation coverage	116%
5	Polio III immunisation coverage	91%
6	Crude Mortality Rate (CMR) (/1000/month)	0.0
7	Under-five Mortality Rate (U5MR) (/1000/month)	0.0
8	Neonatal Mortality Rate (NNMR) (/1000 livebirths)	0.0

Notes

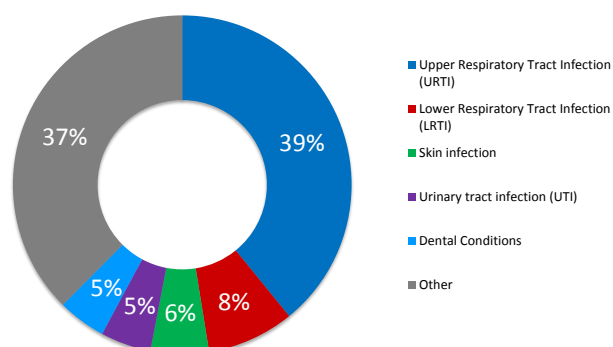
This public health profile for Erbil camps is compiled from health data obtained from reporting agencies. Data is collected using standardised Health Information System (HIS) data collection and reporting tools and aims to be as accurate as possible.

Agencies reporting:

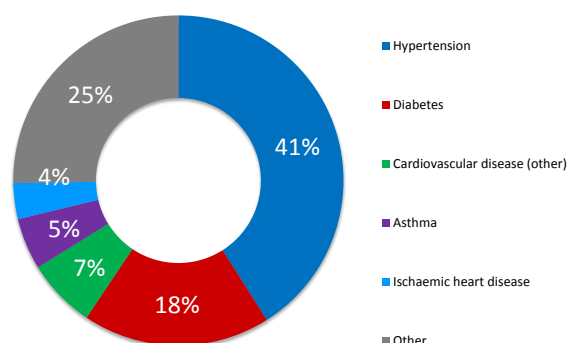
MSF**DOH - Erbil**

Morbidity

Acute health conditions (%)



Chronic health conditions (%)



Top 5 acute health conditions

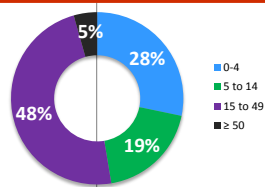
	% morbidity	# of cases
1 Upper Respiratory Tract Infection (URTI)	39%	5,541
2 Lower Respiratory Tract Infection (LRTI)	8%	1,180
3 Skin infection	6%	788
4 Urinary tract infection (UTI)	5%	684
5 Dental Conditions	5%	652
- Other	38%	5,317

Top 5 chronic health conditions

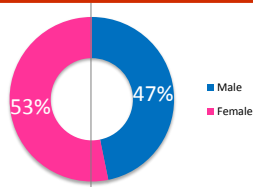
	% morbidity	# of cases
1 Hypertension	41%	502
2 Diabetes	18%	225
3 Cardiovascular disease (other)	7%	83
4 Asthma	5%	62
5 Ischaemic heart disease	4%	43
- Other	25%	309

Breakdown of acute health conditions

by age

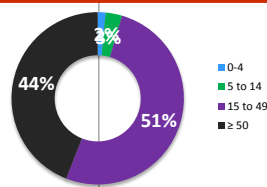


by gender

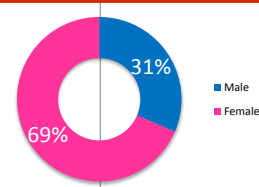


Breakdown of chronic health conditions

by age



by gender



Public Health

Health Impact

Indicator	Standard
Crude Mortality Rate (CMR) (/1000/month)	0.0 < 1.5
Under-five Mortality Rate (U5MR) (/1000/month)	0.0 < 3.0
Neonatal Mortality Rate (NNMR) (/1000 livebirths)	0.0 < 40

Access and utilization

No. of health facilities	1.0	1 : < 10,000
Total number of consultations	15,830	
Health utilisation rate	5.8	1 - 4
No. of consultations per trained clinician per day	49	< 50

Reproductive health

Proportion of first time antenatal visits made < 1st trimester	N/A	≥ 90%
----------------------------------------------------------------	-----	-------

Outbreak Alert and Response

Number of outbreaks reported	0	
% of outbreaks investigated within 48 hours	N/A	100%

Routine immunization

BCG immunisation coverage	63%	> 90%
DPT 1 immunisation coverage	69%	> 90%
Measles immunisation coverage	116%	> 90%
Polio III immunisation coverage	91%	> 90%
MMR immunisation coverage	111%	> 90%
Vitamin A coverage	103%	> 90%

Sexual and gender-based violence

Incidence of reported rape	0.0	
----------------------------	-----	--

Top 3 Mental health conditions

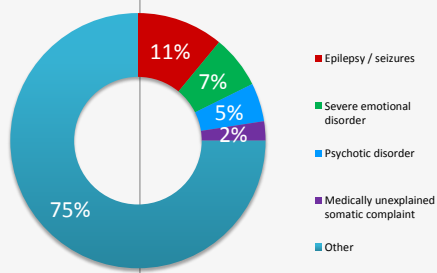
	% morbidity	# of cases
1 Epilepsy / seizures	11%	18
2 Severe emotional disorder	7%	11
3 Psychotic disorder	5%	8
- Other	77%	127

Top 3 injuries

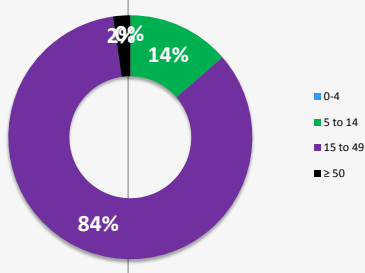
	% morbidity	# of cases
1 Injury (unintentional)	52%	147
2 Burns	21%	60
3 Accident	9%	25
- Other	17%	48

Breakdown of mental health conditions

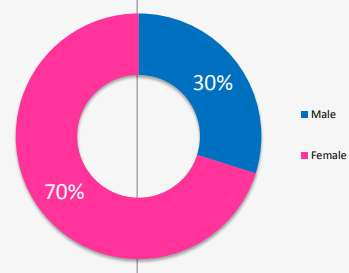
By cause



By age

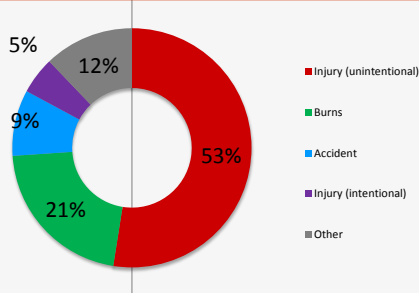


By gender

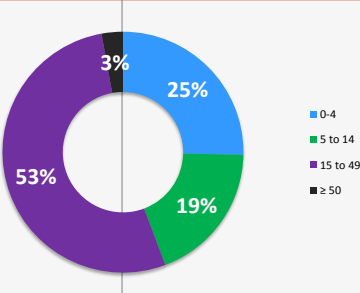


Breakdown of injuries

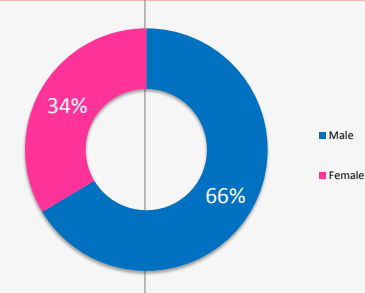
By cause



By age



By gender



We gratefully acknowledge the support of the following agencies:



View interactive maps and statistics online
<http://twine.unhcr.org>

