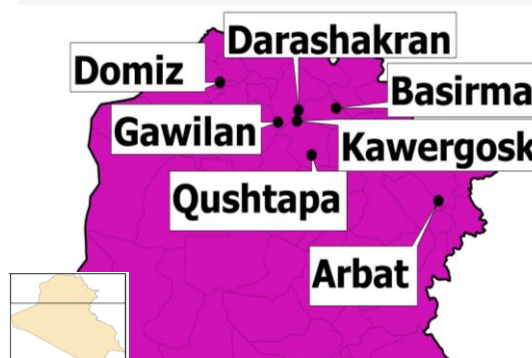
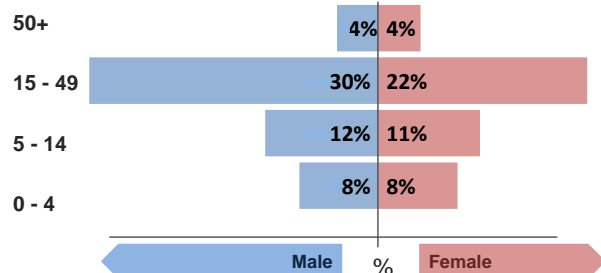


## Refugee population

Total refugee population in **reporting camps**:**90,230** §

Demographic breakdown:



## Key facts

Estimated total population living in camps: **93,350** §\*Camps reporting health data:  
**Duhok: Gawilan, Domiz****Erbil: Kawergosk, Qushtapa, Darashakran, Basirma****Sulaymaniyah: Arbat**

Population:

§ Source of population data:  
Estimates from UNHCR data. For multiweek reports, average is presented.

## Indicators at a glance

	Indicator	Standard
1	Health utilisation rate	3.4 1 - 4
2	Number of consultations per clinician per day	45 < 50
3	Proportion of first time antenatal visits made < 1st trimester	100% ≥ 90%
4	Measles immunisation coverage	73% > 90%
5	Polio III immunisation coverage	81% > 90%
6	Crude Mortality Rate (CMR) (/1000/month)	0.0 < 1.5
7	Under-five Mortality Rate (U5MR) (/1000/month)	0.0 < 3.0
8	Neonatal Mortality Rate (NNMR) (/1000 livebirths)	0.0 < 40

## Notes

This public health profile for Kurdistan camps is compiled from health

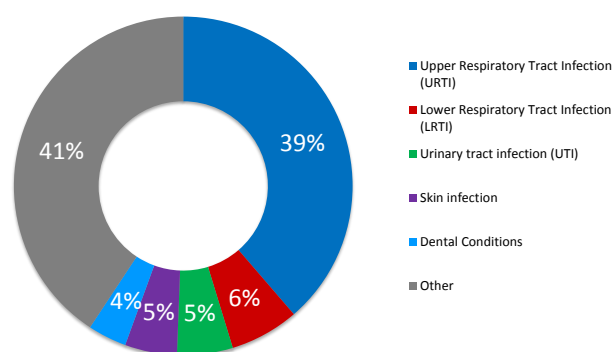
data obtained from reporting agencies. Data is collected using standardised Health Information System (HIS) data collection and reporting tools and aims to be as accurate as possible.

Agencies reporting:

**DOH Dohuk (Gawilan, Domiz)****DOH Erbil (Darashakran, Basirma, Qushtapa, Kawergosk)****DOH Sulaymaniyah (Arbat)****IMC (Domiz)****PU-AMI (Gawilan)****MSF (Domiz, Kawergosk, Darashakran)****Jiyan Foundation (Domiz)****UPP (Domiz, Gawilan)**

## Morbidity

## Acute health conditions (%)



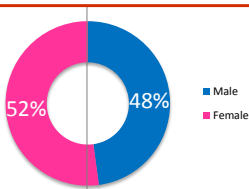
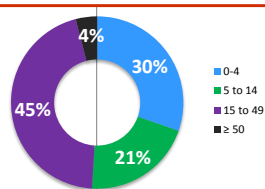
## Top 5 acute health conditions

	% morbidity	# of cases
1 Upper Respiratory Tract Infection (URTI)	39%	9,424
2 Lower Respiratory Tract Infection (LRTI)	7%	1,608
3 Urinary tract infection (UTI)	5%	1,297
4 Skin infection	5%	1,212
5 Dental Conditions	4%	904
- Other	41%	9,922

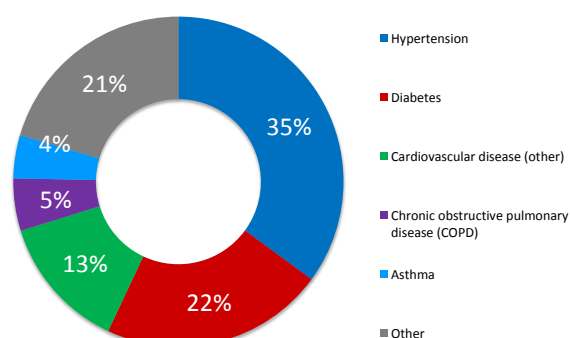
Breakdown of acute health conditions

by age

by gender



## Chronic health conditions (%)



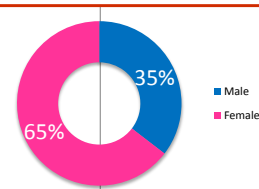
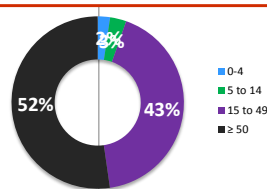
## Top 5 chronic health conditions

	% morbidity	# of cases
1 Hypertension	35%	712
2 Diabetes	22%	445
3 Cardiovascular disease (other)	13%	268
4 Chronic obstructive pulmonary disease (COPD)	5%	104
5 Asthma	4%	86
- Other	20%	415

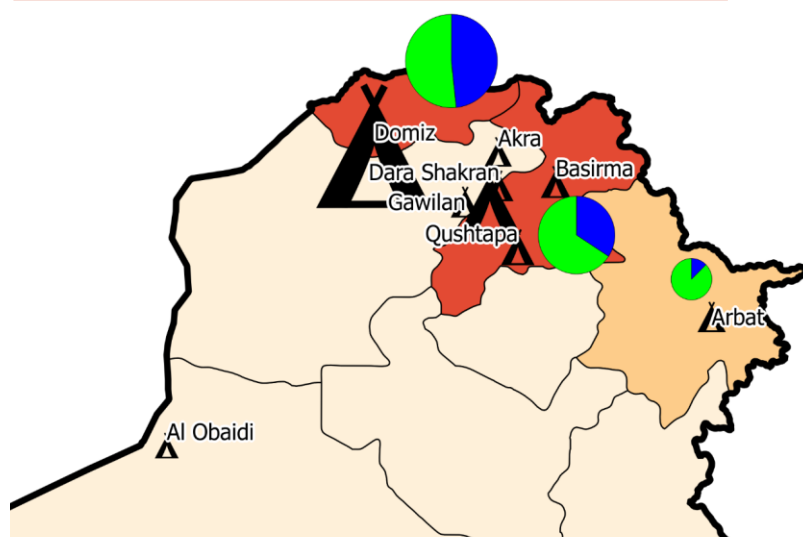
Breakdown of chronic health conditions

by age

by gender



## Kurdistan camps at a glance



### 1 Population

Arbat	3101
Basirma	3184
Darashakran	7504
Domiz	55830
Gawilan	2720
Kawergosk	13344
Qushtapa	4547

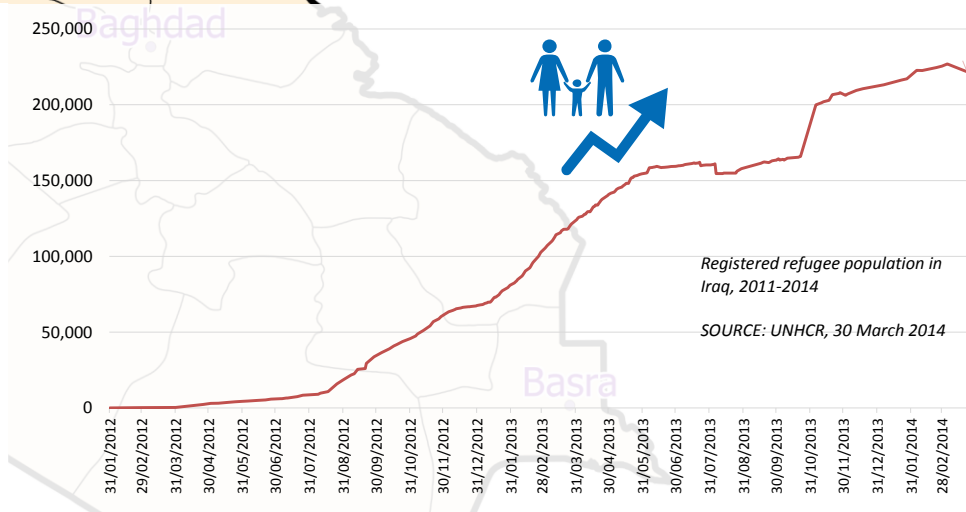
### Refugee population

by governorate

	<10,000
	10,000 to <30,000
	30,000 to <60,000
	60,000 to <120,000
	120,000 or more

Refugee camp

Non-camp refugees  
 Camp refugees



2

Health utilisation rate<sup>1</sup>

Arbat	7
Basirma	12
Darashakran	8
Domiz	2
Gawilan	8
Kawergosk	4
Qushtapa	5

3

Consultations per clinician per day

Arbat	61
Basirma	53
Darashakran	59
Domiz	40
Gawilan	36
Kawergosk	37
Qushtapa	69

4

Incidence of ARI<sup>2</sup>

Arbat	439
Basirma	110
Darashakran	61
Domiz	8
Gawilan	45
Kawergosk	22
Qushtapa	53

5

Incidence<sup>3</sup> of diarrhoea

Arbat	23
Basirma	8
Darashakran	2
Domiz	0
Gawilan	7
Kawergosk	2
Qushtapa	3

6

Proportion of consultations due to NCDs

Arbat	2%
Basirma	5%
Darashakran	15%
Domiz	13%
Gawilan	3%
Kawergosk	8%
Qushtapa	2%

7

Estimated routine polio III immunisation coverage (<1 year)

Arbat	N/A
Basirma	71%
Darashakran	89%
Domiz	77%
Gawilan	51%
Kawergosk	105%
Qushtapa	68%

#### NOTES

1. Health utilisation rate estimates the number of consultations per refugee per year

2. ARI: Acute respiratory infections. It includes both lower and upper respiratory infections

3. Incidence in this report is number of consultations for acute illness per 1000 refugees per week

NAD: No adequate data available to conduct estimation; N/A: data not available; NCD: Non-communicable diseases (e.g. diabetes, hypertension, heart diseases)

## Public Health

Health Impact	Indicator	Standard	Outbreak Alert and Response	Indicator	Standard
Crude Mortality Rate (CMR) (/1000/month)	0.0	< 1.5	Number of outbreaks reported	0	
Under-five Mortality Rate (U5MR) (/1000/month)	0.0	< 3.0	% of outbreaks investigated within 48 hours	N/A	100%
Neonatal Mortality Rate (NNMR) (/1000 livebirths)	0.0	< 40	<b>Routine immunization</b>		
<b>Access and utilization</b>			BCG immunisation coverage	83%	> 90%
No. of health facilities	1.0	1 : < 10,000	DPT 1 immunisation coverage	90%	> 90%
Total number of consultations	29,429		Measles immunisation coverage	73%	> 90%
Health utilisation rate	3.4	1 - 4	Polio III immunisation coverage	81%	> 90%
No. of consultations per trained clinician per day	45	< 50	MMR immunisation coverage	96%	> 90%
			Vitamin A coverage	93%	> 90%
<b>Reproductive health</b>			<b>Sexual and gender-based violence</b>		
Proportion of first time antenatal visits made < 1st trimester	100%	≥ 90%	Incidence of reported rape	0.0	

### Top 3 Mental health conditions

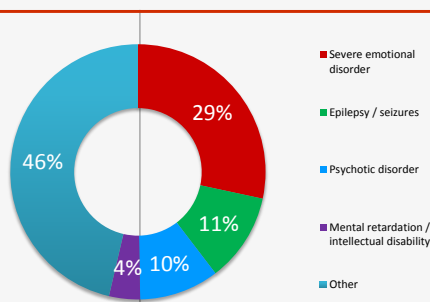
	% morbidity	# of cases
1 Severe emotional disorder	28%	101
2 Epilepsy / seizures	11%	40
3 Psychotic disorder	10%	36
- Other	50%	179

### Top 3 injuries

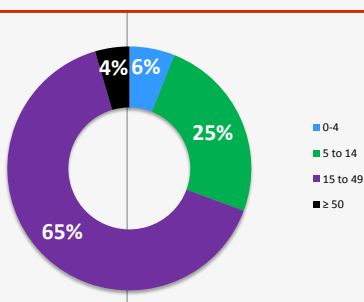
	% morbidity	# of cases
1 Injury (unintentional)	24%	647
2 Burns	16%	418
3 Accident	1%	29
- Other	59%	1,582

### Breakdown of mental health conditions

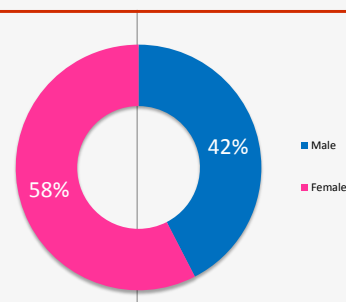
#### By cause



#### By age

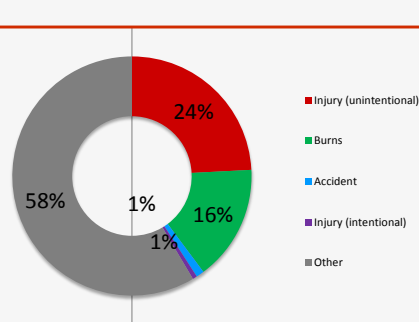


#### By gender

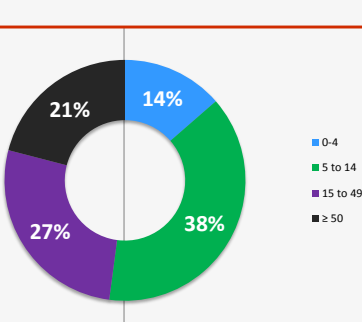


### Breakdown of injuries

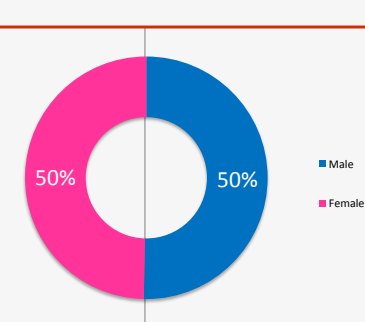
#### By cause



#### By age



#### By gender



We gratefully acknowledge the support of the following agencies:



View interactive maps and statistics online  
<http://twine.unhcr.org>

