

Registered Syrians in Jordan

Registered since 01 March 2011

07 June 2014

UNHCR Jordan



Total Active Registered Syrians

597,539



Urban

500,329

83.7%



Camps

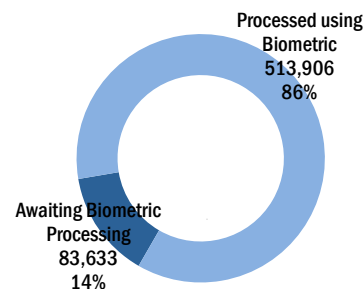
97,210

16.3%

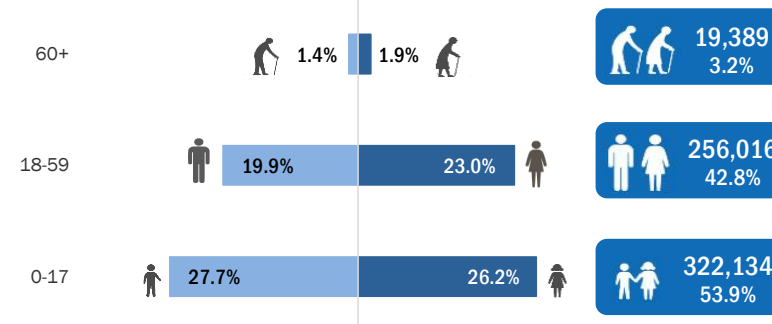
Standard Age and Gender

Age	0-4	5-11	12-17	18-35	36-59	60+	Total	%
Female	58,620	59,361	38,705	89,706	47,621	11,191	305,204	51.1%
Male	62,355	61,877	41,216	79,119	39,570	8,198	292,335	48.9%
Total	120,975	121,238	79,921	168,825	87,191	19,389	597,539	100%
	20.2%	20.3%	13.4%	28.3%	14.6%	3.2%		

Biometric Statistics (IRIS)



Age-Gender Breakdown



Place of Origin

Dar'a	279,074	46.7%
Homs	96,309	16.1%
Rural Damascus	69,430	11.6%
Damascus	46,876	7.8%
Aleppo	38,577	6.5%
Hama	28,075	4.7%
Idleb	8,455	1.4%
Ar-raqqa	6,907	1.2%
Al-hasakeh	3,312	0.6%
Quneitra	2,716	0.5%
Deir-ez-zor	2,453	0.4%
Lattakia	1,068	0.2%
As-sweida	755	0.1%
Tartous	268	0.0%
Other	13,264	2.2%

Specific Needs

Serious medical condition	22,892	3.8%
Specific legal and physical protection needs	20,154	3.4%
Woman at risk	18,899	3.2%
Child at risk	14,448	2.4%
Disability	10,912	1.8%
Single parent	7,812	1.3%
Unaccompanied or separated child	4,747	0.8%
Older person at risk	3,445	0.6%
Torture	2,218	0.4%
Family unity	168	0.0%
Pregnant or lactating	65	0.0%
Total	105,760	17.7%

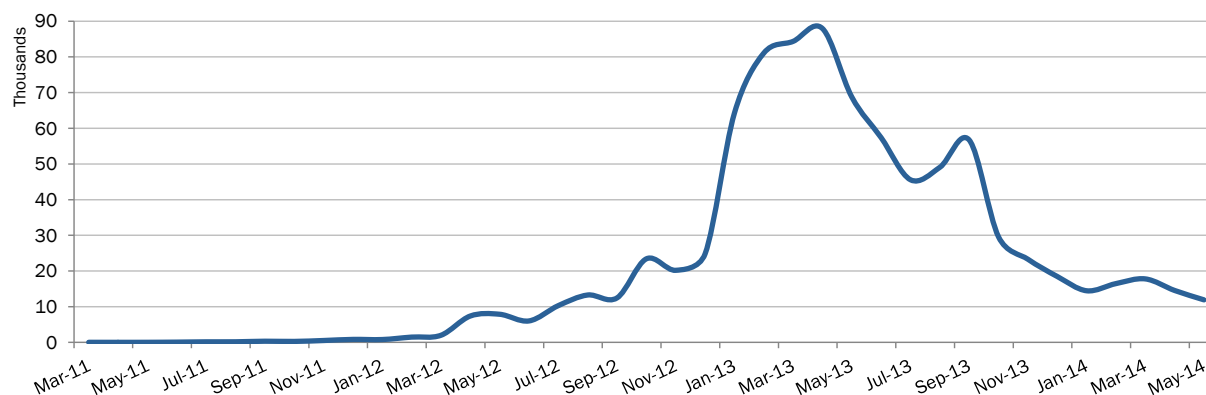
Arrivals

Pre-2011	7,718	1.3%
2011	21,888	3.7%
2012	187,892	31.4%
2013	323,848	54.2%
2014	56,193	9.4%

Registration Trend

2011	2,306	0.3%
2012	129,896	14.8%
2013	666,411	76.0%
2014	77,711	8.9%

Syrian Registration Trend since 01 March 2011



Syrian refugees presence

