

Registered Syrians in Jordan

16 August 2014

UNHCR Jordan



Total Active Registered Syrians

611,641



516,758

84.5%



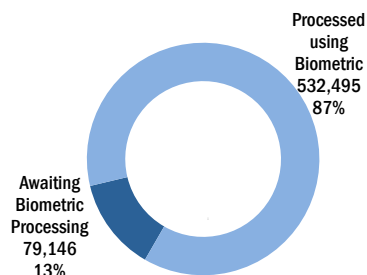
94,883

15.5%

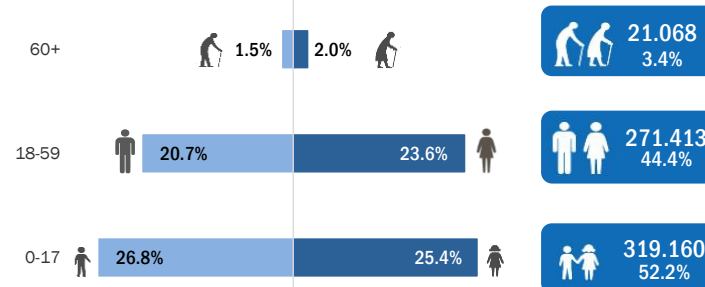
Standard Age and Gender

Age	0-4	5-11	12-17	18-35	36-59	60+	Total	%
Female	52,008	62,990	40,194	94,146	50,441	12,159	311,938	51.0%
Male	55,104	65,994	42,870	84,470	42,356	8,909	299,703	49.0%
Total	107,112	128,984	83,064	178,616	92,797	21,068	611,641	100%
	17.5%	21.1%	13.6%	29.2%	15.2%	3.4%		

Biometric Statistics (IRIS)



Age-Gender Breakdown



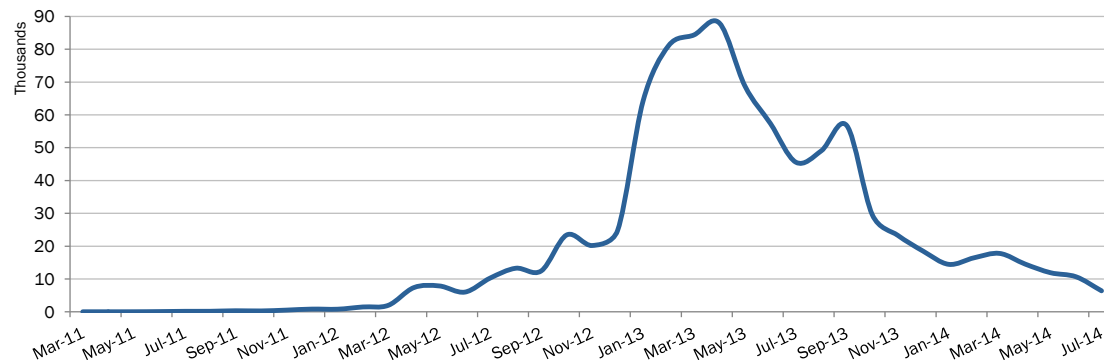
Place of Origin		
Aleppo	42,364	6.9%
Al-hasakeh	3,731	0.6%
Ar-raqqa	8,040	1.3%
As-sweida	825	0.1%
Damascus	48,041	7.9%
Dar'a	283,550	46.4%
Deir-ez-zor	2,724	0.4%
Hama	28,934	4.7%
Homs	98,572	16.1%
Idleb	9,193	1.5%
Lattakia	1,106	0.2%
Quneitra	2,882	0.5%
Rural Damascus	72,032	11.8%
Tartous	293	0.0%
Other	9,354	1.5%

Specific Needs		
Child at risk	19,935	16.6%
Disability	11,834	9.9%
Family unity	216	0.2%
Older person at risk	3,766	3.1%
Pregnant or lactating	11	0.0%
Serious medical condition	25,319	21.1%
Single parent	9,870	8.2%
Specific legal and physical protection needs	21,175	17.6%
Torture	2,534	2.1%
Unaccompanied or separated child	5,037	4.2%
Total	120,004	100.0%

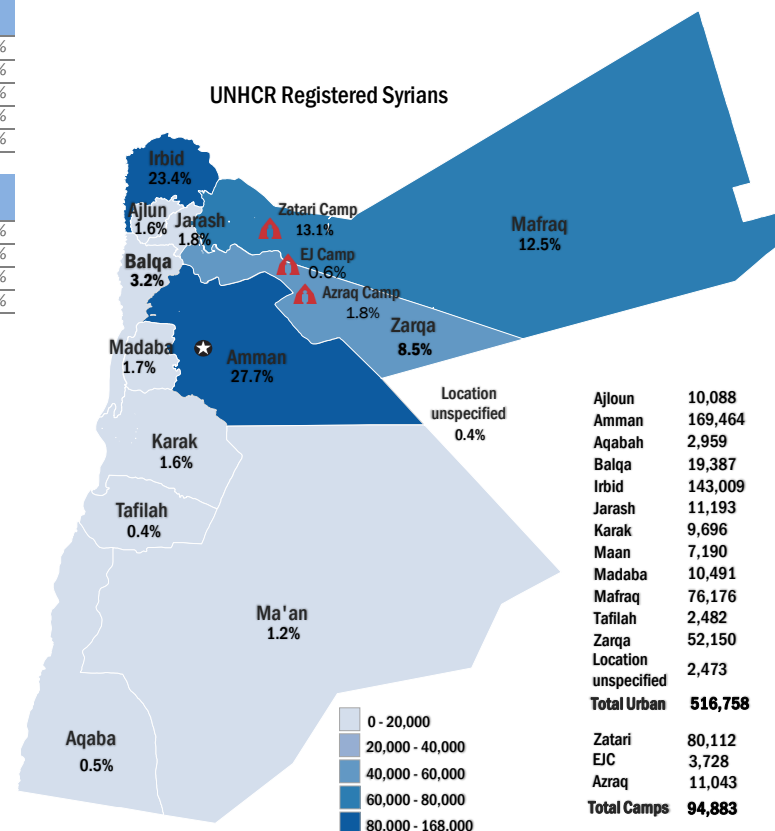
Arrivals		
Pre-2011	8,581	1.4%
2011	22,270	3.6%
2012	187,867	30.7%
2013	323,521	52.9%
2014	69,402	11.3%

Registration Trend		
2011	2,306	0.3%
2012	129,896	14.5%
2013	666,411	74.5%
2014	95,561	10.7%

Syrian Registration Trend since 01 March 2011



UNHCR Registered Syrians



Interagency Portal: <http://data.unhcr.org/Syrianrefugees>

UNHCR on the web: <http://www.unhcr.org> ; <http://www.unhcr.org>

UNHCR on Social network: <http://www.facebook.com/UNHCRJordan> ; http://twitter.com/And_Harper ; <http://twitter.com/ZaatariCamp>

* Coloured map only reflects refugees living outside camps.