



Registration Unit

Total Persons of Concern

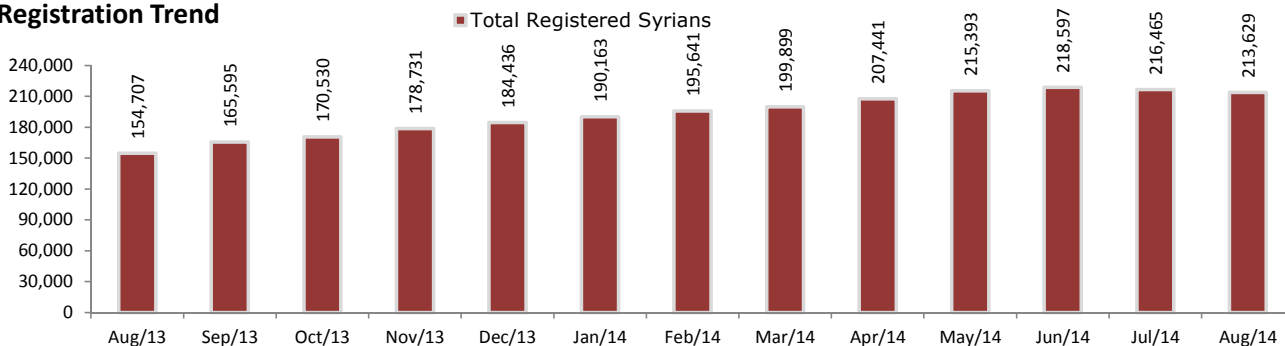
Individuals

215,201

Households

76,933

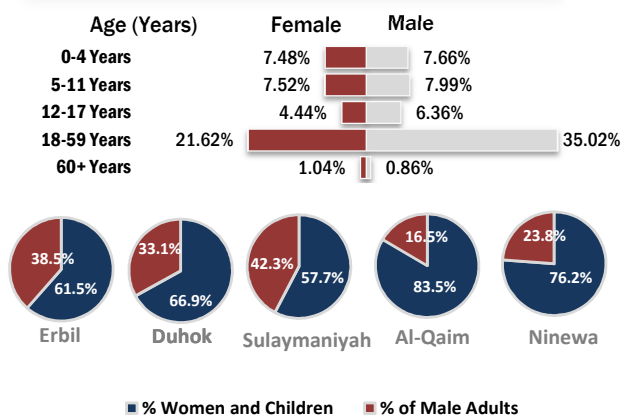
Registration Trend



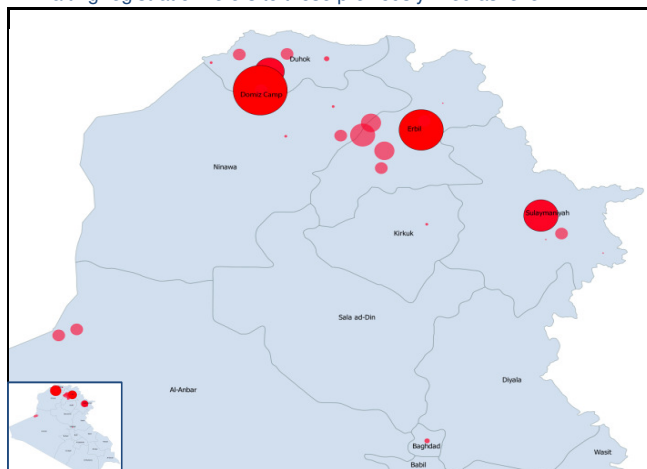
This profile is based on **213,629** and **1,572** The total is **215,201**

proGres registered individuals
Awaiting registration *
individuals

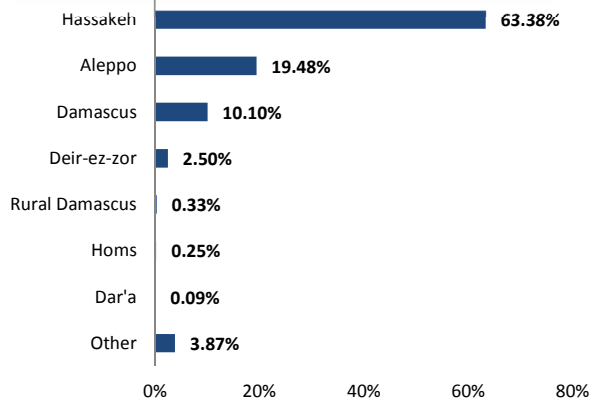
Age and Gender Breakdown



* Awaiting registration refers to those previously fixed as level 1

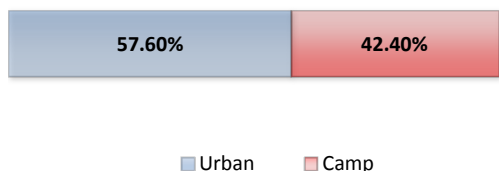


Place of Origin



Governorate	Individuals	Households	% Total
Duhok	5,344	1,363	2.50%
Erbil	5,344	1,363	2.50%
Sulaymaniyah	716	226	0.34%
Anbar	41,642	17,401	19.49%
Ninewa	96	44	0.04%
Kirkuk	71	17	0.03%
Baghdad	8	2	0.00%
Other	160,408	56,092	75.09%
Total Iraq	213,629	76,508	100%

Camp and non-camp population comparison



Camps Registered Population			
Camp	Individuals	Households	% Total
Al-Obaidi Camp	1,536	322	1.70%
Akre Settlement	1,401	343	1.55%
Bajid Kandala Transit Camp	65	13	0.07%
Domiz Camp	58,228	18,098	64.29%
Gawilan Camp	2,534	634	2.80%
Basirma Camp	3,289	782	3.63%
Darashakran Camp	7,913	1,677	8.74%
Kawergosk Camp	9,143	2,411	10.09%
Qushtapa Camp	4,582	1,129	5.06%
Arbat Camp	1,883	519	2.08%
Total	90,574	25,928	100%